

Weekly Market View

Oversold markets in search of catalysts

→ The last few weeks have been gruelling for investors. However, some of the missing ingredients for risk assets to sustainably recover appear to be gradually falling into place.

→ US long-term inflation expectations have retraced from April's multi-decade highs, enabling the 10-year government bond yield to turn lower.

→ As a result, the USD index is showing signs of peaking; it failed to rise after Fed Chair Powell and other officials this week warned that they are willing to take US rates into restrictive territory if inflation stays high. This shows how much investors have already factored in the inflation and policy rate outlook in the US.

→ Our "Fear and Greed" index and our proprietary measure of market positioning also confirm investors' currently one-sided positions.

What is the outlook for China equities after another round of weak economic data for April?

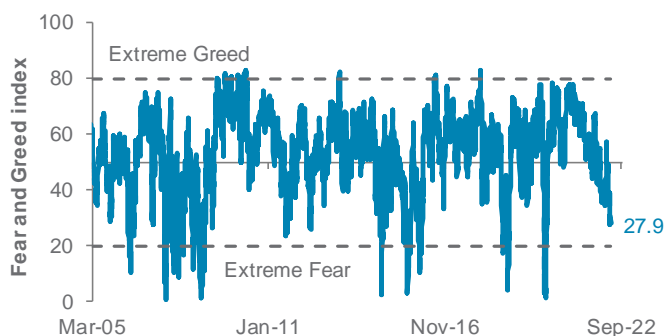
Is it a good time to dip back into China High Yield bonds?

Has the US dollar peaked in the near-term?

Charts of the week: Peak margin concerns stoke latest bout of fear

Our Fear and Greed index is showing the most fear since the depths of the pandemic; it is usually a contrarian indicator

Our Fear and Greed index*



S&P500 12m forward net profit margin estimates vs May 2021



Source: Bloomberg, Standard Chartered; *Based on market momentum, breadth and volatility; equity strength; equity vs bond returns; put-call ratio

Editorial

Oversold markets in search of catalysts

The last few weeks have been gruelling for investors. However, some of the missing ingredients for risk assets to sustainably recover appear to be gradually falling into place. US long-term inflation expectations have retraced from April's multi-decade highs, enabling the 10-year government bond yield to pull back before approaching the strong 3.26% resistance. As a result, the USD index is showing signs of peaking; it failed to rise after Fed Chair Powell and other officials this week warned that they are willing to take US rates into restrictive territory if inflation stays high. This shows how much investors have already factored in the inflation and policy rate outlook in the US.

Our "Fear and Greed" index and our proprietary measure of market positioning based on diversity of investor views across various asset classes also confirm investors' currently one-sided positions. The "Fear and Greed" index is showing the highest 'fear' level since the height of the pandemic in early 2020. The fractals data is indicating extremely low diversity of views on Emerging Market local currency bonds, USD/CNH, USD/JPY, GBP/USD, natural gas, the real estate equity sector across major markets and Emerging Markets ex-Asia equities. The diversity on global government bonds has been extremely low for several weeks. All of these imply those assets have a high chance of reversing their recent trends. Also, after several months, the correlation between stock and bond moves appears to have broken down – bonds rose on days stocks fell, once again offering investors benefits from diversification.

Concerns that corporate profit margins have peaked is the latest fear stalking markets, following warnings from major US retailers of the impact of rising input costs and wages. The profit margin concerns have also dragged consensus US earnings estimates for the coming year, despite all-round earnings beats in Q1 (the consensus is still forecasting record earnings for 2022 and 2023). We would make a few counterpoints against peak margin concerns: a) peak margins have been anticipated for a while; b) as the chart above shows, they are potentially problematic in low-margin sectors such as consumer staples and discretionary, while the consensus still expects high double-digit margins in other sectors; c) US consumption

remains very strong – retail sales in April remained well above pre-pandemic trends, helping companies offset some cost pressures; d) Cost pressures should subside by H2 2022 if our view of peak inflation and peak goods demand in H1 is correct.

Meanwhile, the outlook in China appears to be turning around after an extremely weak April (the economy likely contracted in April due to the severe lockdowns). China's COVID-19 infections continue to decline sharply, enabling Shanghai to gradually reopen. This week, the PBoC cut its benchmark 5-year lending rate which determines the cost of mortgage and infrastructure loans by a record 15bps, highlighting its desire to support the property sector. Meanwhile, Vice Premier Liu He voiced support for internet platforms.

Of course, near-term technicals for risk assets remain weak. After the S&P500 index broke below key support of 4,063, the next major support is at 3,600. Our "Fear and Greed" indicator highlights the risk of further downside before we reach the "extreme fear" levels from where markets have historically rebounded strongly. Nevertheless, as highlighted earlier, pockets of opportunities are emerging, with several markets oversold. This provides long-term investors opportunities to average into some of our preferred markets that are going on sale – especially Asia ex-Japan (and China) equities and Emerging Market and Asia USD bonds. Gold remains a good portfolio diversifier – it has become even more attractive after the recent sell-off as US rate expectations peak. We see an opportunity to add exposure if 1,775 technical support holds.

Investors need to keep an eye on the ministerial meetings in the build-up to the G7 Summit in Germany on 26-28 June. Will Euro area and Japan policymakers push back against EUR, JPY weakness? A peak in the USD would be a big relief for investors. Russia's reaction to Finland and Sweden joining NATO or to any EU decision to ban imports of Russian oil is another risk. Meanwhile, the Fed's last meeting minutes should indicate the level of consensus among policymakers behind multiple 50bps hikes in the coming months. US and Euro area PMIs, US durable goods orders, new home sales, personal consumption and inflation are other key data points to watch.

— Rajat Bhattacharya

The weekly macro balance sheet

Our weekly net assessment: On balance, we see the past week's data and policy as positive for risk assets in the near term.

(+) factors: Robust US retail & industrial data, China policy easing

(-) factors: Weak US consumer sentiment, China retail & industrial data

	Positive for risk assets	Negative for risk assets
COVID	<ul style="list-style-type: none"> Hong Kong relaxed virus curbs despite new cases Shanghai continued to ease restrictions 	<ul style="list-style-type: none"> Several parts of China remain under lockdown
	Our assessment: Positive – Gradual reopening of Shanghai	
Macro data	<ul style="list-style-type: none"> US retail sales ex-autos rose more than expected US industrial production rose more than consensus China M2 money supply rose more than expected Euro area Q1 GDP grew faster than expected; April m/m inflation eased sharply 	<ul style="list-style-type: none"> US initial jobless claims rose more than expected US Michigan consumer sentiment fell to a new low US housing starts fell more than expected China retail sales and industrial production declined more than forecast
	Our assessment: Neutral – Robust US retail sales and industrial output, Euro area's easing inflation vs record-low US consumer sentiment, weak China retail sales, industrial data	
Policy developments	<ul style="list-style-type: none"> PBoC cut key rate used for mortgages, infrastructure loans by record 15bps Vice Premier Liu He expressed support for internet platforms Japan approved additional budget to fight inflation 	<ul style="list-style-type: none"> Powell stressed the need to curb inflation, willing to raise rates to restrictive levels, if needed China bond trading platform stopped publishing data on foreign investor trades ECB's last policy meeting minutes confirmed end of bond purchases in June
	Our assessment: Positive – China rate cut, Japan stimulus	
Other developments	<ul style="list-style-type: none"> US is preparing a military aid package to steer India away from Russian arms 	<ul style="list-style-type: none"> Russia and Ukraine failed to hold talks Finland and Sweden applied to join NATO but Turkey is reportedly blocking the applications US blocking Russia from making bond payments
	Our assessment: Negative – Finland and Sweden's decision to join NATO could harden Russia's stance in Ukraine	

US retail sales remained well above pre-pandemic trend, indicating consumer demand stayed strong

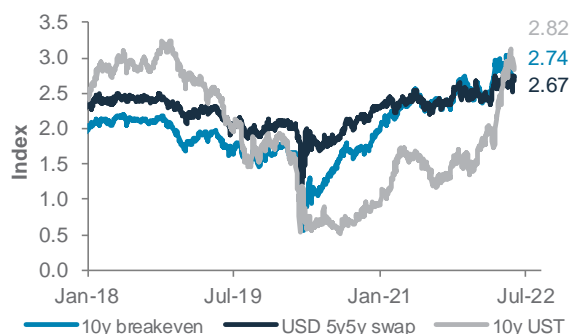
US retail sales and pre-pandemic trend



Source: Bloomberg; Standard Chartered

US long-term inflation expectations have pulled back from above 3% in recent weeks, putting downward pressure on government bond yields

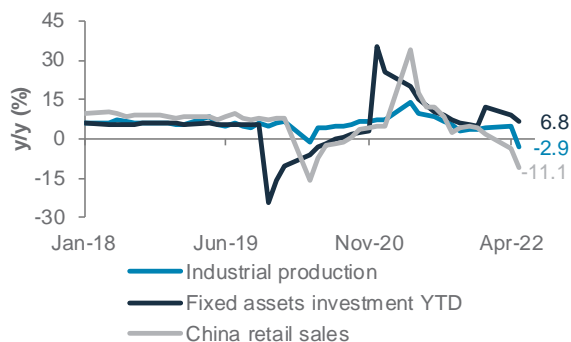
US 10-year inflation expectations*, 5-year inflation expectations 5 years from now**, 10-year government bond yield



Source: Bloomberg, Standard Chartered; *based on inflation-protected government bonds; **based on inflation swaps

China's retail sales and industrial output contracted sharply, while fixed asset investment slowed more than expected in April

China's industrial output, retail sales and fixed asset investment



Source: Bloomberg, Standard Chartered

Top client questions

What is the outlook for Hong Kong and China equities after the latest round of weak China growth data?

Hong Kong/China equities have held up despite the extremely weak retail sales and industrial output figures for April. This is likely because several other factors are turning increasingly supportive. This week, the PBoC cut a key interest rate to support mortgages and infrastructure lending, in stark contrast to the Fed's tightening stance. Several reports suggest more public spending stimulus for infrastructure build and electric vehicle (EV) subsidies, are in the pipeline. Importantly, Vice Premier Liu He made soothing comments to technology executives this week, in another sign that the regulatory tightening on the sector may be easing. Liu He said the government supports the development of the sector and public listings for technology companies.

Valuation-wise, MSCI China is trading at a deep 29% discount to global equities. The Omicron outbreak has led to earnings downgrades. However, there are signs that China is emerging from the lockdowns, with Shanghai announcing reopening in June 2022.

Together, we believe these factors offer an increasingly supportive fundamental backdrop for Hong Kong and China equities. Hang Seng technical show resistance levels are at 20,323 and 20,712, while there is support at 19,179. We would consider buying Chinese equities, in stages, should the Hang Seng index fall below 20,000.

— Daniel Lam, Head, Equity Strategy

Is China's property sector turning around? Is it good time to dip back into China High Yield bonds?

Over the last couple of weeks, regulators have loosened policies further for the China property sector by launching more demand side support measures, such as mortgage rate cuts, and removing more home buying restrictions. However, sentiment towards the Chinese High Yield (HY) property sector remained weak after another major player missed a USD bond coupon payment this week.

In our assessment, while financing conditions for private developers remain rigid, they are starting to get looser. The recent announcement that three developers were selected as 'model housing companies' scheduled to issue bonds alongside credit protection tools may be the light at the end of the tunnel. In addition, potentially easing COVID-19 lockdowns, a more supportive macro outlook and a gradually improving financing environment for private-owned developers could help reprice Asian HY bonds higher, especially with default risks excessively priced, in our view.

More broadly, we continue to prefer Asia USD bonds with a relative preference for HY bonds. Although default risks in the Chinese HY property sector are likely to persist, we believe risk-reward has grown increasingly appealing.

— Cedric Lam, Senior Investment Strategist

Chinese equities are trading at a significant discount compared to global equities

12-month forward P/E of MSCI All Country World (ACWI) and China indices



Source: MSCI, FactSet, Standard Chartered

China's property market could get a lift from recent mortgage rate cuts and removal of home buying restrictions

China's property sales volume and area sold



Source: Bloomberg, Standard Chartered

Top client questions (cont'd)

Q Has the USD peaked in the near term?

The USD index (DXY) hitting a peak of 105 last Friday represents a rally of just under 10% since January 2022. It coincided with a EUR/USD low at key support near 1.0340, the level in January 2017 that set the foundation for a 20% rally over the ensuing 12 months. It may be too early to be confident that the USD has peaked, but the “peaking process” continues to play out, in our view. In the near term, we expect at least a correction lower for the USD.

The major components of the DXY index, the EUR, JPY and GBP, all have fractal (our proprietary positioning indicator based on diversity of investor views) readings that suggest a trend reversal may be close at hand. We expect strong EUR/USD resistance around 1.0640, but a sustained break could see a sharp rally towards 1.08-1.09. For GBP/USD, resistance sits around 1.2650 and a break could target 1.29 next. USD/JPY is in a potential topping formation where a break of support at 126.90 could trigger a decline towards 125 initially, and possibly as deep as 121 to partially retrace the rally since March that began below 115.

Failure to break these key supports in the EUR and GBP and resistance in the JPY would likely consign the USD to another, perhaps final, leg higher before the medium-term top is reached. An extension of the DXY index uptrend could see 109, with EUR/USD near 1.00, GBP/USD at 1.18 and USD/JPY close to 135.

A sustained EUR/USD break above 1.0640 would turn the technical outlook bullish; failure to break higher risks a decline to new trend lows

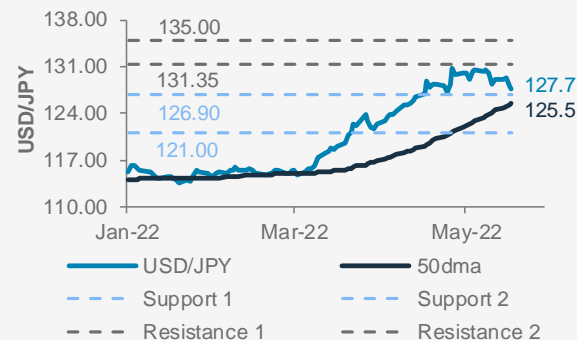
EUR/USD, with key technical levels



Source: Refinitiv, Standard Chartered

A break below 126.90 in USD/JPY could see a sharp decline below 125 on position unwinding

USD/JPY, with key technical levels

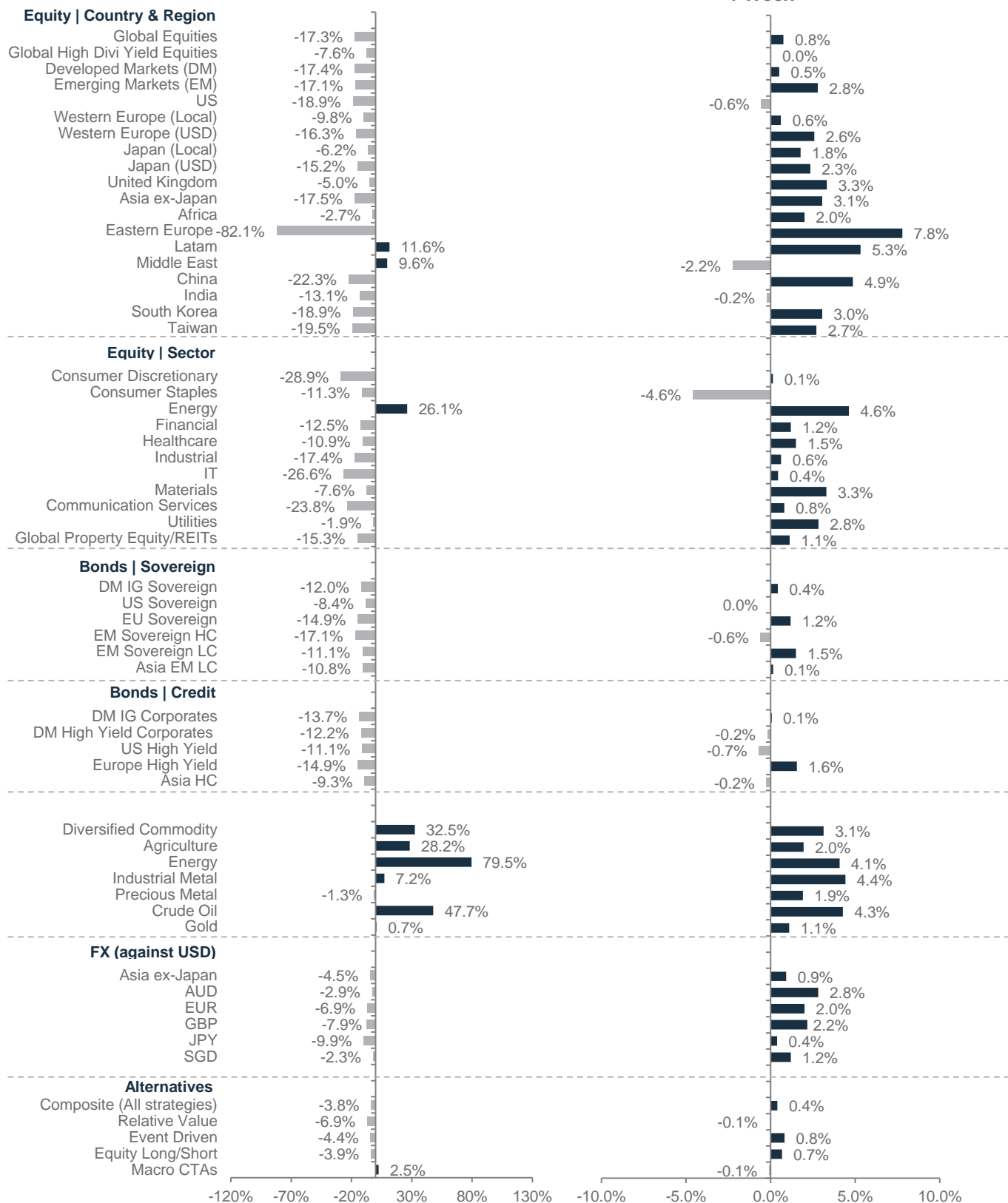


Source: Refinitiv, Standard Chartered

Market performance summary *

2022 YTD

1 Week



Sources: MSCI, JP Morgan, Barclays Capital, Citigroup, Dow Jones, HFRX, FTSE, Bloomberg, Standard Chartered

*Performance in USD terms unless otherwise stated, 2022 YTD performance from 31 December 2021 to 19 May 2022; 1-week period: 12 May 2022 to 19 May 2022

Our 12-month asset class views at a glance

Asset class	
Equities ▲	Alternatives ◆
Euro area ◆	Equity hedge ▲
US ◆	Event-driven ◆
UK ◆	Relative value ▼
Asia ex-Japan ▲	Global macro ◆
Japan ▼	
Other EM ◆	Cash ◆
	USD ▼
Bonds (Credit) ◆	EUR ▲
Asia USD ▲	GBP ▲
Corp DM HY ▲	CNY ▲
Govt EM USD ▲	JPY ◆
Corp DM IG ▼	AUD ▲
	NZD ▲
Bonds (Govt) ▼	CAD ▲
Govt EM Local ◆	
Govt DM IG ▼	Gold ▲

Source: Standard Chartered Global Investment Committee

Legend: ▲ Most preferred | ▼ Less preferred | ◆ Core holding

The US 10-year Treasury yield has next support at 2.79%

Technical indicators for key markets as on 19 May 2022

Index	Spot	1st support	1st resistance
S&P 500	3,901	3,838	4,026
STOXX 50	3,641	3,607	3,708
FTSE 100	7,303	7,231	7,446
Nikkei 225	26,403	26,233	26,742
Shanghai Comp	3,097	3,081	3,105
Hang Seng	20,121	19,798	20,544
MSCI Asia ex-Japan	648	639	660
MSCI EM	1,015	1,002	1,031
Brent (ICE)	112.0	109.4	114.5
Gold	1,844	1,823	1,855
UST 10y Yield	2.84	2.79	2.94

Source: Bloomberg, Standard Chartered

Note: These short-term technical levels are based on models and may differ from a more qualitative analysis provided in other pages

Economic and market calendar

	Event	Next week	Period	Expected	Prior
MON	US	Chicago Fed Nat Activity Index	Apr	-	0.44
	EC	S&P Global Eurozone Manufacturing PMI	May P	-	55.5
TUE	EC	S&P Global Eurozone Services PMI	May P	-	57.7
	UK	S&P Global/CIPS UK Manufacturing PMI	May P	-	55.8
	UK	S&P Global/CIPS UK Services PMI	May P	-	58.9
	US	S&P Global US Manufacturing PMI	May P	58	59.2
	US	S&P Global US Services PMI	May P	56	55.6
	US	New Home Sales	Apr	755k	763k
	JP	Quad Summit			
WED	US	Durable Goods Orders	Apr P	0.6%	1.1%
THUR	US	FOMC Meeting Minutes	May		
FRI/SAT	EC	M3 Money Supply y/y	Apr	-	6.3%
	US	PCE Deflator y/y	Apr	-	6.6%
	US	PCE Core Deflator y/y	Apr	4.9%	5.2%

Source: Bloomberg, Standard Chartered

Prior data are for the preceding period unless otherwise indicated. Data are % change on previous period unless otherwise indicated
P - preliminary data, F - final data, sa - seasonally adjusted, y/y - year-on-year, m/m - month-on-month

Investor diversity remains low in global bonds

Our proprietary market diversity indicators as of 18 May

Level 1	Diversity	1-month trend	Fractal dimension
Global Bonds	○	→	1.22
Global Equities	●	→	1.37
Gold	●	→	1.65
Equity			
MSCI US	●	↓	1.43
MSCI Europe	●	→	1.36
MSCI AC AXJ	●	↓	1.36
Fixed Income			
DM Corp Bond	●	→	1.27
DM High Yield	●	→	1.31
EM USD	●	→	1.29
EM Local	○	↓	1.21
Asia USD	●	→	1.39
Currencies			
EUR/USD	●	↓	1.28

Source: Bloomberg, Standard Chartered; **Fractal dimensions below 1.25 indicate extremely low market diversity/high risk of a reversal**

Legend: ● High | ● Low to mid | ○ Critically low

Disclosures

This document is confidential and may also be privileged. If you are not the intended recipient, please destroy all copies and notify the sender immediately. This document is being distributed for general information only and is subject to the relevant disclaimers available at <https://www.sc.com/en/regulatory-disclosures/#market-commentary-disclaimer>. It is not and does not constitute research material, independent research, an offer, recommendation or solicitation to enter into any transaction or adopt any hedging, trading or investment strategy, in relation to any securities or other financial instruments. This document is for general evaluation only. It does not take into account the specific investment objectives, financial situation or particular needs of any particular person or class of persons and it has not been prepared for any particular person or class of persons. You should not rely on any contents of this document in making any investment decisions. Before making any investment, you should carefully read the relevant offering documents and seek independent legal, tax and regulatory advice. In particular, we recommend you to seek advice regarding the suitability of the investment product, taking into account your specific investment objectives, financial situation or particular needs, before you make a commitment to purchase the investment product. Opinions, projections and estimates are solely those of SCB at the date of this document and subject to change without notice. Past performance is not indicative of future results and no representation or warranty is made regarding future performance. Any forecast contained herein as to likely future movements in rates or prices or likely future events or occurrences constitutes an opinion only and is not indicative of actual future movements in rates or prices or actual future events or occurrences (as the case may be). This document must not be forwarded or otherwise made available to any other person without the express written consent of the Standard Chartered Group (as defined below). Standard Chartered Bank is incorporated in England with limited liability by Royal Charter 1853 Reference Number ZC18. The Principal Office of the Company is situated in England at 1 Basinghall Avenue, London, EC2V 5DD. Standard Chartered Bank is authorised by the Prudential Regulation Authority and regulated by the Financial Conduct Authority and Prudential Regulation Authority. Standard Chartered PLC, the ultimate parent company of Standard Chartered Bank, together with its subsidiaries and affiliates (including each branch or representative office), form the Standard Chartered Group. Standard Chartered Private Bank is the private banking division of Standard Chartered. Private banking activities may be carried out internationally by different legal entities and affiliates within the Standard Chartered Group (each an "SC Group Entity") according to local regulatory requirements. Not all products and services are provided by all branches, subsidiaries and affiliates within the Standard Chartered Group. Some of the SC Group Entities only act as representatives of Standard Chartered Private Bank and may not be able to offer products and services or offer advice to clients. #ESG data has been provided by Sustainalytics. Refer to <https://www.sustainalytics.com/esg-data> for more information.

Copyright © 2022, Accounting Research & Analytics, LLC d/b/a CFRA (and its affiliates, as applicable). Reproduction of content provided by CFRA in any form is prohibited except with the prior written permission of CFRA. CFRA content is not investment advice and a reference to or observation concerning a security or investment provided in the CFRA SERVICES is not a recommendation to buy, sell or hold such investment or security or make any other investment decisions. The CFRA content contains opinions of CFRA based upon publicly-available information that CFRA believes to be reliable and the opinions are subject to change without notice. This analysis has not been submitted to, nor received approval from, the United States Securities and Exchange Commission or any other regulatory body. While CFRA exercised due care in compiling this analysis, CFRA, ITS THIRD-PARTY SUPPLIERS, AND ALL RELATED ENTITIES SPECIFICALLY DISCLAIM ALL WARRANTIES, EXPRESS OR IMPLIED, INCLUDING, BUT NOT LIMITED TO, ANY WARRANTIES OF MERCHANTABILITY OR FITNESS FOR A PARTICULAR PURPOSE OR USE, to the full extent permitted by law, regarding the accuracy, completeness, or usefulness of this information and assumes no liability with respect to the consequences of relying on this information for investment or other purposes. No content provided by CFRA (including ratings, credit-related analyses and data, valuations, model, software or other application or output therefrom) or any part thereof may be modified, reverse engineered, reproduced or distributed in any form by any means, or stored in a database or retrieval system, without the prior written permission of CFRA, and such content shall not be used for any unlawful or unauthorized purposes. CFRA and any third-party providers, as well as their directors, officers, shareholders, employees or agents do not guarantee the accuracy, completeness, timeliness or availability of such content. In no event shall CFRA, its affiliates, or their third-party suppliers be liable for any direct, indirect, special, or consequential damages, costs, expenses, legal fees, or losses (including lost income or lost profit and opportunity costs) in connection with a subscriber's, subscriber's customer's, or other's use of CFRA's content.

Market Abuse Regulation (MAR) Disclaimer

Banking activities may be carried out internationally by different branches, subsidiaries and affiliates within the Standard Chartered Group according to local regulatory requirements. Opinions may contain outright "buy", "sell", "hold" or other opinions. The time horizon of this opinion is dependent on prevailing market conditions and there is no planned frequency for updates to the opinion. This opinion is not independent of Standard Chartered Group's trading strategies or positions. Standard Chartered Group and/or its affiliates or its respective officers, directors, employee benefit programmes or employees, including persons involved in the preparation or issuance of this document may at any time, to the extent permitted by applicable law and/or regulation, be long or

short any securities or financial instruments referred to in this document or have material interest in any such securities or related investments. Therefore, it is possible, and you should assume, that Standard Chartered Group has a material interest in one or more of the financial instruments mentioned herein. Please refer to <https://www.sc.com/en/banking-services/market-disclaimer.html> for more detailed disclosures, including past opinions/ recommendations in the last 12 months and conflict of interests, as well as disclaimers. A covering strategist may have a financial interest in the debt or equity securities of this company/issuer. This document must not be forwarded or otherwise made available to any other person without the express written consent of Standard Chartered Group.

Country/Market Specific Disclosures

Botswana: This document is being distributed in Botswana by, and is attributable to, Standard Chartered Bank Botswana Limited which is a financial institution licensed under the Section 6 of the Banking Act CAP 46:04 and is listed in the Botswana Stock Exchange. **Brunei Darussalam:** This document is being distributed in Brunei Darussalam by, and is attributable to, Standard Chartered Bank (Brunei Branch) | Registration Number RFC/61. Standard Chartered Bank is incorporated in England with limited liability by Royal Charter 1853 Reference Number ZC18 and Standard Chartered Securities (B) Sdn Bhd, which is a limited liability company registered with the Registry of Companies with Registration Number RC20001003 and licensed by Autoriti Monetari Brunei Darussalam as a Capital Markets Service License Holder with License Number AMBD/R/CMU/S3-CL. **China Mainland:** This document is being distributed in China by, and is attributable to, Standard Chartered Bank (China) Limited which is mainly regulated by China Banking and Insurance Regulatory Commission (CBIRC), State Administration of Foreign Exchange (SAFE), and People's Bank of China (PBOC). **Hong Kong:** In Hong Kong, this document, except for any portion advising on or facilitating any decision on futures contracts trading, is distributed by Standard Chartered Bank (Hong Kong) Limited ("SCBHK"), a subsidiary of Standard Chartered PLC. SCBHK has its registered address at 32/F, Standard Chartered Bank Building, 4-4A Des Voeux Road Central, Hong Kong and is regulated by the Hong Kong Monetary Authority and registered with the Securities and Futures Commission ("SFC") to carry on Type 1 (dealing in securities), Type 4 (advising on securities), Type 6 (advising on corporate finance) and Type 9 (asset management) regulated activity under the Securities and Futures Ordinance (Cap. 571) ("SFO") (CE No. AJ1614). The contents of this document have not been reviewed by any regulatory authority in Hong Kong and you are advised to exercise caution in relation to any offer set out herein. If you are in doubt about any of the contents of this document, you should obtain independent professional advice. Any product named herein may not be offered or sold in Hong Kong by means of any document at any time other than to "professional investors" as defined in the SFO and any rules made under that ordinance. In addition, this document may not be issued or possessed for the purposes of issue, whether in Hong Kong or elsewhere, and any interests may not be disposed of, to any person unless such person is outside Hong Kong or is a "professional investor" as defined in the SFO and any rules made under that ordinance, or as otherwise may be permitted by that ordinance. In Hong Kong, Standard Chartered Private Bank is the private banking division of Standard Chartered Bank (Hong Kong) Limited. **Ghana:** Standard Chartered Bank Ghana PLC accepts no liability and will not be liable for any loss or damage arising directly or indirectly (including special, incidental or consequential loss or damage) from your use of these documents. Past performance is not indicative of future results and no representation or warranty is made regarding future performance. You should seek advice from a financial adviser on the suitability of an investment for you, taking into account these factors before making a commitment to invest in an investment. To unsubscribe from receiving further updates, please click [here](#). Please do not reply to this email. Call our Priority Banking on 0302610750 for any questions or service queries. You are advised not to send any confidential and/or important information to the Bank via e-mail, as the Bank makes no representations or warranties as to the security or accuracy of any information transmitted via e-mail. The Bank shall not be responsible for any loss or damage suffered by you arising from your decision to use e-mail to communicate with the Bank. **India:** This document is being distributed in India by Standard Chartered Bank in its capacity as a distributor of mutual funds and referrer of any other third-party financial products. Standard Chartered Bank does not offer any 'Investment Advice' as defined in the Securities and Exchange Board of India (Investment Advisers) Regulations, 2013 or otherwise. Services/products related securities business offered by Standard Chartered Bank are not intended for any person, who is a resident of any jurisdiction, the laws of which imposes prohibition on soliciting the securities business in that jurisdiction without going through the registration requirements and/or prohibit the use of any information contained in this document. **Indonesia:** This document is being distributed in Indonesia by Standard Chartered Bank, Indonesia branch, which is a financial institution licensed, registered and supervised by Otoritas Jasa Keuangan (Financial Service Authority). **Jersey:** The Jersey Branch of Standard Chartered Bank is regulated by the Jersey Financial Services Commission. Copies of the latest audited accounts of Standard Chartered Bank are available from its principal place of business in Jersey: PO Box 80, 15 Castle Street, St Helier, Jersey JE4 8PT. Standard Chartered Bank is incorporated in England with limited liability by Royal Charter in 1853 Reference Number ZC 18. The Principal Office of the Company is situated in England at 1 Basinghall Avenue, London, EC2V 5DD. Standard Chartered Bank is authorised by the Prudential Regulation Authority and regulated by the Financial Conduct Authority and Prudential Regulation Authority. The Jersey Branch of Standard Chartered Bank is also an authorised financial services provider under license number

44946 issued by the Financial Sector Conduct Authority of the Republic of South Africa. Jersey is not part of the United Kingdom and all business transacted with Standard Chartered Bank, Jersey Branch and other SC Group Entity outside of the United Kingdom, are not subject to some or any of the investor protection and compensation schemes available under United Kingdom law. **Kenya:** This document is being distributed in Kenya by, and is attributable to Standard Chartered Bank Kenya Limited. Investment Products and Services are distributed by Standard Chartered Investment Services Limited, a wholly owned subsidiary of Standard Chartered Bank Kenya Limited (Standard Chartered Bank/the Bank) that is licensed by the Capital Markets Authority as a Fund Manager. Standard Chartered Bank Kenya Limited is regulated by the Central Bank of Kenya. **Malaysia:** This document is being distributed in Malaysia by Standard Chartered Bank Malaysia Berhad. Recipients in Malaysia should contact Standard Chartered Bank Malaysia Berhad in relation to any matters arising from, or in connection with, this document. **Nigeria:** This document is being distributed in Nigeria by Standard Chartered Bank Nigeria Limited (“the Bank”), a bank duly licensed and regulated by the Central Bank of Nigeria. The Bank accepts no liability for any loss or damage arising directly or indirectly (including special, incidental or consequential loss or damage) from your use of these documents. You should seek advice from a financial adviser on the suitability of an investment for you, taking into account these factors before making a commitment to invest in an investment. To unsubscribe from receiving further updates, please click the link at the bottom of this email or send an email to clientcare.ng@sc.com requesting to be removed from our mailing list. Please do not reply to this email. Call our Priority Banking on 01-2772514 for any questions or service queries. The Bank shall not be responsible for any loss or damage arising from your decision to send confidential and/or important information to the Bank via e-mail, as the Bank makes no representations or warranties as to the security or accuracy of any information transmitted via e-mail. **Pakistan:** This document is being distributed in Pakistan by, and attributable to Standard Chartered Bank (Pakistan) Limited having its registered office at PO Box 5556, I.I Chundrigar Road Karachi, which is a banking company registered with State Bank of Pakistan under Banking Companies Ordinance 1962 and is also having licensed issued by Securities & Exchange Commission of Pakistan for Security Advisors. Standard Chartered Bank (Pakistan) Limited acts as a distributor of mutual funds and referrer of other third-party financial products. **Singapore:** This document is being distributed in Singapore by, and is attributable to, Standard Chartered Bank (Singapore) Limited (Registration No. 201224747C/ GST Group Registration No. MR-8500053-0, “SCBSL”). Recipients in Singapore should contact SCBSL in relation to any matters arising from, or in connection with, this document. SCBSL is an indirect wholly owned subsidiary of Standard Chartered Bank and is licensed to conduct banking business in Singapore under the Singapore Banking Act, Chapter 19. Standard Chartered Private Bank is the private banking division of SCBSL. IN RELATION TO ANY SECURITY OR SECURITIES-BASED DERIVATIVES CONTRACT REFERRED TO IN THIS DOCUMENT, THIS DOCUMENT, TOGETHER WITH THE ISSUER DOCUMENTATION, SHALL BE DEEMED AN INFORMATION MEMORANDUM (AS DEFINED IN SECTION 275 OF THE SECURITIES AND FUTURES ACT, CHAPTER 289 (“SFA”). THIS DOCUMENT IS INTENDED FOR DISTRIBUTION TO ACCREDITED INVESTORS, AS DEFINED IN SECTION 4A(1)(a) OF THE SFA, OR ON THE BASIS THAT THE SECURITY OR SECURITIES-BASED DERIVATIVES CONTRACT MAY ONLY BE ACQUIRED AT A CONSIDERATION OF NOT LESS THAN S\$200,000 (OR ITS EQUIVALENT IN A FOREIGN CURRENCY) FOR EACH TRANSACTION. Further, in relation to any security or securities-based derivatives contract, neither this document nor the Issuer Documentation has been registered as a prospectus with the Monetary Authority of Singapore under the SFA. Accordingly, this document and any other document or material in connection with the offer or sale, or invitation for subscription or purchase, of the product may not be circulated or distributed, nor may the product be offered or sold, or be made the subject of an invitation for subscription or purchase, whether directly or indirectly, to persons other than a relevant person pursuant to section 275(1) of the SFA, or any person pursuant to section 275(1A) of the SFA, and in accordance with the conditions specified in section 275 of the SFA, or pursuant to, and in accordance with the conditions of, any other applicable provision of the SFA. In relation to any collective investment schemes referred to in this document, this document is for general information purposes only and is not an offering document or prospectus (as defined in the SFA). This document is not, nor is it intended to be (i) an offer or solicitation of an offer to buy or sell any capital markets product; or (ii) an advertisement of an offer or intended offer of any capital markets product. Deposit Insurance Scheme: Singapore dollar deposits of non-bank depositors are insured by the Singapore Deposit Insurance Corporation, for up to S\$75,000 in aggregate per depositor per Scheme member by law. Foreign currency deposits, dual currency investments, structured deposits and other investment products are not insured. This advertisement has not been reviewed by the Monetary Authority of Singapore. **Taiwan:** Standard Chartered Bank (“SCB”) or Standard Chartered Bank (Taiwan) Limited (“SCB (Taiwan)”) may be involved in the financial instruments contained herein or other related financial instruments. The author of this document may have discussed the information contained herein with other employees or agents of SCB or SCB (Taiwan). The author and the above-mentioned employees of SCB or SCB (Taiwan) may have taken related actions in respect of the information involved (including communication with customers of SCB or SCB (Taiwan) as to the information contained herein). The opinions contained in this document may change, or differ from the opinions of employees of SCB or SCB (Taiwan). SCB and SCB (Taiwan) will not provide any notice of any changes to or differences between the above-mentioned opinions. This document may cover companies with which SCB or SCB (Taiwan) seeks to do business at times and issuers of financial instruments. Therefore, investors should understand that the information contained herein may serve as specific purposes as a result

of conflict of interests of SCB or SCB (Taiwan). SCB, SCB (Taiwan), the employees (including those who have discussions with the author) or customers of SCB or SCB (Taiwan) may have an interest in the products, related financial instruments or related derivative financial products contained herein; invest in those products at various prices and on different market conditions; have different or conflicting interests in those products. The potential impacts include market makers' related activities, such as dealing, investment, acting as agents, or performing financial or consulting services in relation to any of the products referred to in this document. **UAE:** DIFC - Standard Chartered Bank is incorporated in England with limited liability by Royal Charter 1853 Reference Number ZC18. The Principal Office of the Company is situated in England at 1 Basinghall Avenue, London, EC2V 5DD. Standard Chartered Bank is authorised by the Prudential Regulation Authority and regulated by the Financial Conduct Authority and Prudential Regulation Authority. Standard Chartered Bank, Dubai International Financial Centre having its offices at Dubai International Financial Centre, Building 1, Gate Precinct, P.O. Box 999, Dubai, UAE is a branch of Standard Chartered Bank and is regulated by the Dubai Financial Services Authority ("DFSA"). This document is intended for use only by Professional Clients and is not directed at Retail Clients as defined by the DFSA Rulebook. In the DIFC we are authorised to provide financial services only to clients who qualify as Professional Clients and Market Counterparties and not to Retail Clients. As a Professional Client you will not be given the higher retail client protection and compensation rights and if you use your right to be classified as a Retail Client we will be unable to provide financial services and products to you as we do not hold the required license to undertake such activities. For Islamic transactions, we are acting under the supervision of our Shariah Supervisory Committee. Relevant information on our Shariah Supervisory Committee is currently available on the Standard Chartered Bank website in the Islamic banking section at: <https://www.sc.com/en/banking/islamic-banking/islamic-banking-disclaimers/> **UAE:** For residents of the UAE – Standard Chartered Bank UAE does not provide financial analysis or consultation services in or into the UAE within the meaning of UAE Securities and Commodities Authority Decision No. 48/r of 2008 concerning financial consultation and financial analysis. **Uganda:** Our Investment products and services are distributed by Standard Chartered Bank Uganda Limited, which is licensed by the Capital Markets Authority as an investment adviser. **United Kingdom:** Standard Chartered Bank (trading as Standard Chartered Private Bank) is an authorised financial services provider (license number 45747) in terms of the South African Financial Advisory and Intermediary Services Act, 2002. **Vietnam:** This document is being distributed in Vietnam by, and is attributable to, Standard Chartered Bank (Vietnam) Limited which is mainly regulated by State Bank of Vietnam (SBV). Recipients in Vietnam should contact Standard Chartered Bank (Vietnam) Limited for any queries regarding any content of this document. **Zambia:** This document is distributed by Standard Chartered Bank Zambia Plc, a company incorporated in Zambia and registered as a commercial bank and licensed by the Bank of Zambia under the Banking and Financial Services Act Chapter 387 of the Laws of Zambia.