

Singapore

ADD (no change)

Consensus ratings*: Buy 7 Hold 1 Sell 1

Current price:	S\$4.38
Target price:	S\$4.88 ▲
Previoustarget:	S\$4.77
Up/downside:	11.4%
CGS-CIMB / Consensus:	0.4%
Reuters:	SATS.SI
Bloomberg:	SATS SP
Market cap:	US\$3,580m
	S\$4,915m
Average daily turnover:	US\$8.44m
	S\$11.55m
Current shares o/s:	1,119m
Free float:	59.8%
*Source: Bloomberg	

Key changes in this note

- Lowered FY23F EPS by 21%.
- Lowered FY24F EPS by 11%.
- Introduced FY25F estimates.



Source: Bloomberg

Price performance	1M	3M	12M
Absolute (%)	-3.7	10.3	11.7
Relative (%)	0	10.6	9.5

Major shareholders	% held
Temasek Holdings	39.8

Analyst(s)



TAY Wee Kuang

T (65) 6210 8604

E weekuang.tay@cgs-cimb.com

SATS Ltd

Recovery affected by near-term cost drag

- SATS reported 4Q22 core net loss of S\$26.8m, dragging FY22 into core net loss of S\$8.5m, missing the net profit forecast by us and consensus.
- Losses were a result of negative jaw as SATS started gearing up operationally ahead of a recovery in the aviation industry by CY23.
- Reiterate Add with a higher DCF-based TP of S\$4.88 (WACC: 7.0%) as we roll forward our assumptions and introduce FY25F estimates.

Cost run-up to position for demand recovery

4Q22 core net loss of S\$26.8m was driven by operating loss of S\$37.1m as the huge step-up in operating expenses by 31.5% yoy to S\$336.6m outpaced the modest revenue growth of 7.5% yoy as it raked in revenue of S\$299.5m for the quarter. Higher opex was driven by: (1) higher staff cost due to increased headcount and wage inflation, as well as (2) inflationary pressures resulting in higher prices for raw materials, utilities and fuel. Cost pressures were further compounded by lower government relief of S\$18.4m in 4Q22 compared to S\$51.2m a year ago. However, we feel that the pre-emptive increase in headcount is essential for SATS due to the lead time required for training given that passenger traffic in Singapore Changi airport returned to c.40-50% of pre-pandemic levels as of May after Singapore drastically relaxed its border measures in April.

All hands on deck to manage cost

Despite the aggravating cost conditions that are likely to persist into 1HFY3/23, the management has said that it is monitoring the run rate of its costs. Within the food solutions segment, SATS is exploring measures, such as new menu items and recipes as well as ingredient substitution apart from passing on cost, to manage rising raw material costs.

Maintaining financial prudence to support growth

No dividends were declared as SATS remained committed to its previous guidance for resumption of dividends only after the company returned to profitability without government relief. Its healthy cash position of S\$786.0m with net cash of S\$275m as of FY22 will also allow SATS to follow through with its S\$1bn capex and new investment target aimed at growing the company's revenue to S\$3bn by FY25F that was guided in its capital markets day back in November 2021. SATS is driving capacity expansion of its food solutions business in India, China and Thailand to serve the non-aviation segment while expanding cargo exposure through an increase in its stake in Asia Airfreight Terminal (AAT).

Reiterate Add with higher DCF-based TP of S\$4.88

We revise our FY23/24F earnings downwards by 21.3%/11.1% on cost pressures but our DCF-based TP (WACC: 7.0%) is higher on SATS turning profitable in FY23F on the back of recovery within the aviation sector, for which we estimate traffic to return to c.70% of pre-pandemic levels by CY22. Re-rating catalysts: swifter recovery of aviation sector and successful execution of M&A plans. Downside risks: subdued travel demand post initial deferred demand and inability to pass through costs.

Financial Summary	Mar-21A	Mar-22A	Mar-23F	Mar-24F	Mar-25F
Revenue (S\$m)	970	1,177	1,837	2,362	2,807
Operating EBITDA (S\$m)	120.3	77.1	256.2	385.4	477.1
Net Profit (S\$m)	(78.9)	20.4	96.4	212.0	279.0
Core EPS (S\$)	(0.02)	(0.01)	0.09	0.19	0.25
Core EPS Growth	(114%)	(65%)		120%	32%
FD Core P/E (x)	NA	NA	51.15	23.26	17.67
DPS (S\$)	0.00	0.00	0.06	0.16	0.18
Dividend Yield	0.00%	0.00%	1.37%	3.65%	4.11%
EV/EBITDA (x)	35.98	58.00	17.78	11.58	9.17
P/FCFE (x)	13.55	NA	NA	28.68	25.50
Net Gearing	(11.9%)	(15.0%)	(5.6%)	(5.1%)	(4.4%)
P/BV (x)	3.17	3.06	3.01	2.95	2.82
ROE	(1.5%)	(0.5%)	6.0%	12.9%	16.4%
% Change In Core EPS Estimates			(21.3%)	(11.1%)	
CGS-CIMB/Consensus EPS (x)			0.90	0.91	0.87

SOURCES: CGS-CIMB RESEARCH, COMPANY REPORTS

Recovery affected by near-term cost drag

Insights into operating statistics ➤

Flights handled: improvement was observed over the past two quarters with the reopening of international borders, especially in Singapore. Likely to further improve given extensive border reopening in April for Singapore.

Meals served: includes meals served in the non-aviation industry. Stagnation qoq was a result of strict Covid-19 measures in North Asia, which saw contribution from meals served within the non-aviation industry offsetting the improvement in meals served within the aviation industry.

Passengers handled: improvement on a qoq basis largely a result of consolidation of Ground Team Red (GTR), which SATS does not do inflight catering for, resulting in the diverging trend between meals served and passengers handled.

Cargo tonnage: decline qoq largely due to seasonality but saw yoy growth.

Number of employees: increase a result of pre-emptive ramp-up in headcount ahead of return of travel. Our current staff cost assumptions imply headcount reaching 16.3k by FY23F, similar to pre-Covid-19 headcount of 17.2k in FY19.

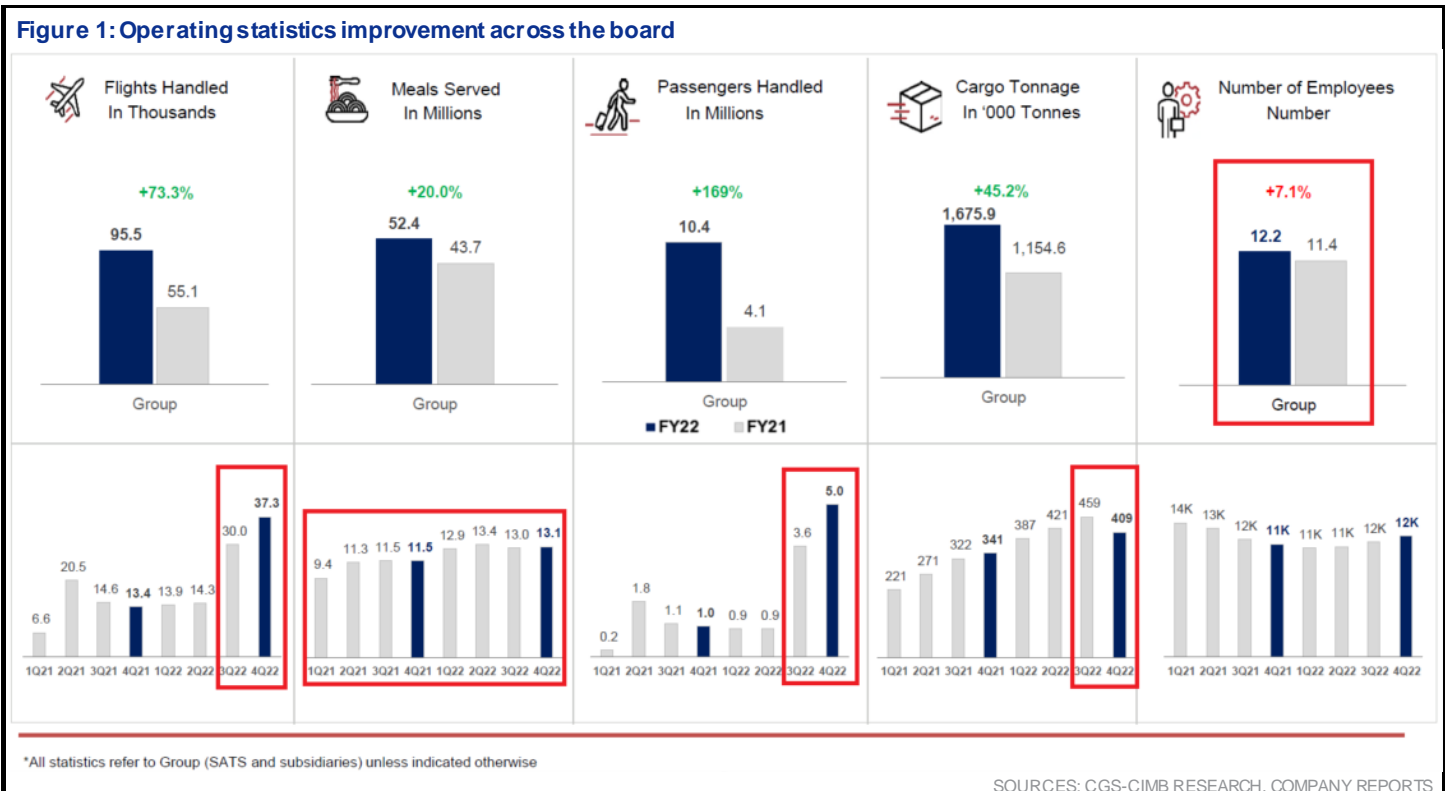


Figure 2: Results comparison

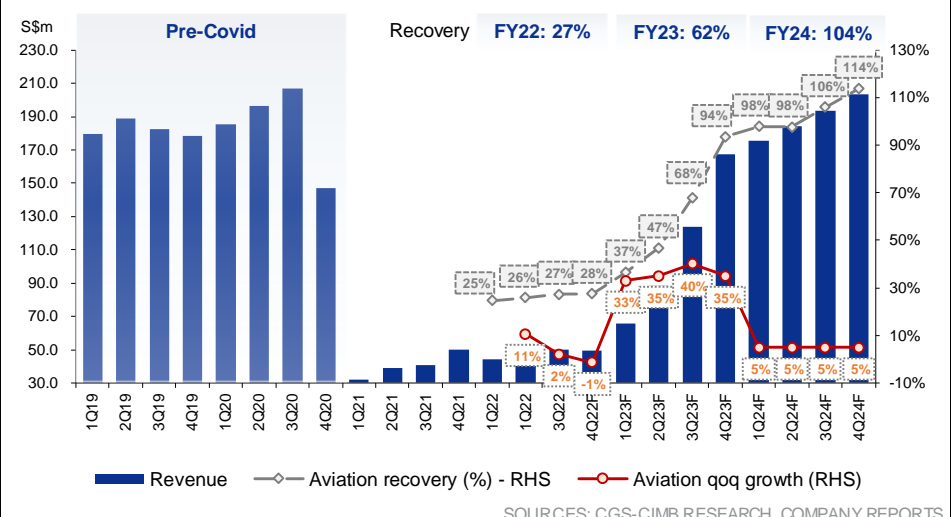
FYE Mar (S\$m)	4QFY22	4QFY21	yoy % chg	3QFY22	qoq % chg	FY22	FY21	yoy % chg	Prev FY22F	Comments
Revenue	299.5	278.5	7.5%	307.8	n.m.	1,176.8	970.0	21.3%	1,204.2	FY22 in-line at 97.7% of estimates, qoq slowdown a result of seasonality.
Operating costs	(306.8)	(225.0)	36.4%	(288.2)	6.5%	(1,099.7)	(849.7)	29.4%	(1,096.0)	
EBITDA	(7.3)	53.5	n.m.	19.6	n.m.	77.1	120.3	n.m.	108.2	
EBITDA margin (%)	-2.4%	19.2%	-21.7% pts	6.4%	-8.8% pts	6.6%	12.4%	-5.9% pts	9.0%	
Depn & amort	(29.8)	(31.0)	n.m.	(29.1)	2.4%	(119.7)	(130.4)	n.m.	(119.0)	
EBIT	(37.1)	22.5	n.m.	(9.5)	n.m.	(42.6)	(10.1)	n.m.	(10.8)	Operating loss a result of narrowing jaws as SATS ramp up operations ahead of demand recovery.
Associates' contrib	4.1	(7.3)	n.m.	12.1	n.m.	17.1	(48.0)	n.m.	21.0	Contributions dipped qoq due to poorer operating conditions for food solutions business in North Asia due to restrictive Covid-19 measures.
Exceptionals	28.9	(12.4)	n.m.	0.0	n.m.	28.9	(55.0)	n.m.	0.0	S\$28.9m in revaluation gains as a result of acquisition of stake in AAT.
Pretax profit	(17.1)	(5.8)	n.m.	(7.1)	n.m.	(27.1)	(145.4)	n.m.	(9.9)	
Net profit	2.1	0.8	n.m.	5.1	n.m.	20.4	(78.9)	n.m.	13.9	
Core net profit	(26.8)	13.2	n.m.	5.1	n.m.	(8.5)	(23.9)	n.m.	13.9	4Q22 core net loss was a miss to our/consensus estimate of core net profits, dragging FY22 into core net losses
EPS (Scts)	0.10	0.04	n.m.	0.50	n.m.	1.8	(7.1)	n.m.	1.2	
Core EPS (Scts)	(2.46)	1.32	n.m.	0.50	n.m.	(0.8)	(2.1)	n.m.	1.2	

SOURCES: CGS-CIMB RESEARCH, COMPANY REPORTS

Figure 3: Earnings revision

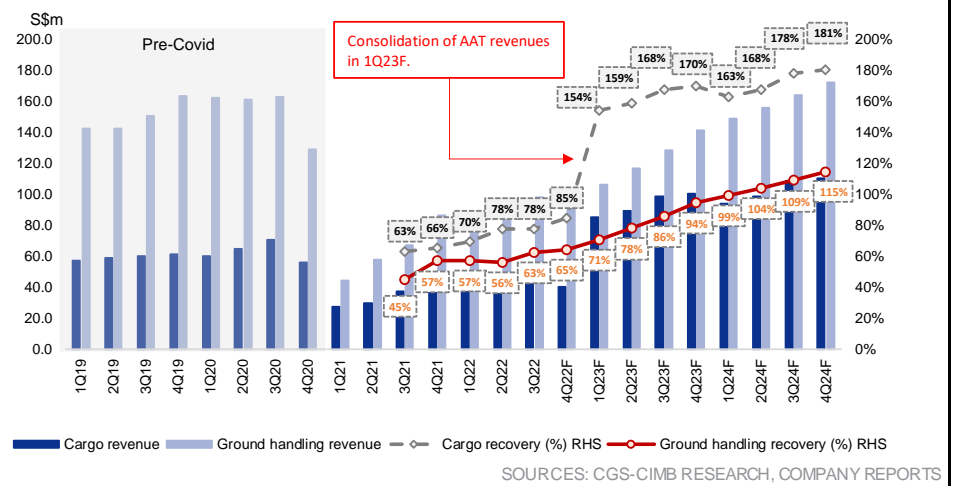
Earnings revision	New		Old		%	
	FY23F	FY24F	FY23F	FY24F	FY23F	FY24F
Revenue	1,837.2	2,361.6	1,851.8	2,324.2	-0.8%	1.6%
Operating EBIT	124.4	251.0	152.5	279.6	-18.4%	-10.2%
Associates contribution	20.0	40.0	20.0	40.0	0.0%	0.0%
Core profit	96.4	212.0	122.2	238.3	-21.2%	-11.0%
Core EPS (Scts)	8.6	18.9	10.9	21.3	-21.3%	-11.1%


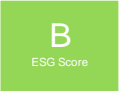

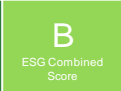



SOURCES: CGS-CIMB RESEARCH, COMPANY REPORTS

Figure 4: Pace of recovery for in-flight meals


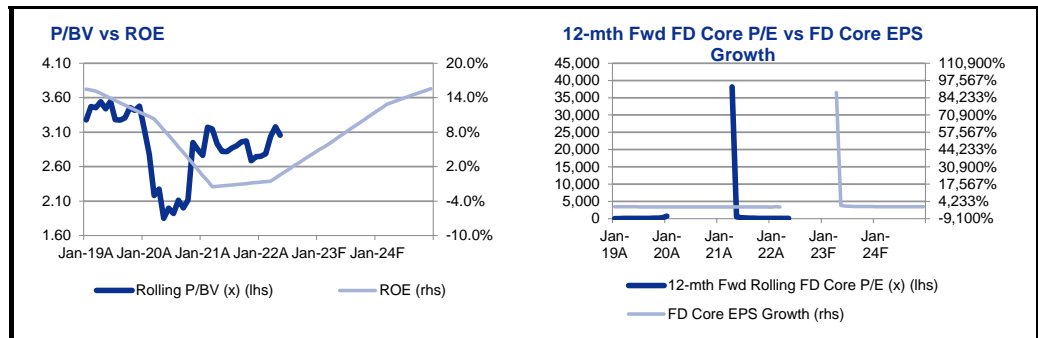
SOURCES: CGS-CIMB RESEARCH, COMPANY REPORTS

Figure 5: Cargo revenue and expected recovery



Refinitiv ESG Scores	
	
     	
<p>ESG in a nutshell</p> <p>SATS was rated a B in its ESG combined score by Refinitiv in FY2021 — Environmental: C+ (weightage 29.11%); Social: B+ (weightage 42.72%); and Governance: B (weightage 28.17%). We think SATS’s continued commitment to sustainability, especially in developing smart infrastructure, reduction of food and packaging waste as well as nurturing skills for the future, has streamlined the group’s ESG efforts to form closer collaborations with its customers, business partners and the community. As a result, SATS improved its combined ESG score from a B in FY2019 to a B+ in FY2020. Moving forward, SATS will continue to work at the industry level to enable greater use of renewable energy, electric vehicles, sustainable packaging, alternative proteins and skill upgrading.</p>	
<p>Keep your eye on</p> <p>We think SATS’s improvement in its ESG combined score was predominantly driven by its heavy emphasis on its Environmental pillar. In FY2020, SATS partnered with Sembcorp Industries to expand its rooftop solar panels to cover a total of 51,100 sq m. It is the first in Singapore to install solar thermal hybrid panels that convert solar energy into electricity and heat water concurrently. SATS expects the expansion of solar installations to yield 6k MW/h in renewable energy p.a. It also saw a 39% reduction in carbon footprint for FY20-21 (vs. FY18-19). In addition, the company plans to electrify all of its ground-handling fleet over the next 9 years to achieve 100% electrification.</p> <p>SATS stepped up environmental innovation in 1QFY22 with the implementation of an AI-enabled food waste tracking system, as well as the deployment of an on-site biodigester that converts waste to energy.</p>	<p>Implications</p> <p>The group’s environmental efforts are reflected in a leap in its emissions score, from a C in FY2019 to a B in FY2020. We believe its environmental initiatives will benefit its operations moving forward. Fundamentally, energy savings efforts could lead to margin expansion over time.</p>
<p>ESG highlights</p> <p>According to Refinitiv, SATS is ahead of its peers in the E, S and G pillars. In particular, SATS takes the lead in the social aspect through employee training, where 11,000 employees in its aviation transport training programme clocked 3.8m learning hours across the group. In 1QFY22, SATS further strengthened its Social standing, with 24% female representation among VPs and above.</p> <p>In addition, a total of 5,688 staff volunteer hours were devoted across 133,732 beneficiaries.</p>	<p>Implications</p> <p>The group’s workforce score recorded an increase from a B+ in FY2019 to an A- in FY2020, making it one of the top three highest scoring categories within the company’s Social pillar that year. We believe the group stands to gain from its employee training efforts through improved workforce productivity and satisfaction.</p>
<p>Trends</p> <p>SATS improved its Governance pillar score from a B in FY2019 to a B+ in FY2020. This was led by an increase in its shareholders score, from a C- in FY2019 to a B in FY2020, a direct result of its shareholder rights, equal voting rights, and shareholder engagement policies. According to Refinitiv, SATS also improved its stance on shareholders’ vote on executive pay.</p>	<p>Implications</p> <p>We believe SATS’s ramp-up in its shareholder aspect under the Governance pillar will instil greater shareholder confidence and satisfaction in the group.</p>

SOURCES: CGS-CIMB RESEARCH, REFINITIV

BY THE NUMBERS

Profit & Loss

(\$m)	Mar-21A	Mar-22A	Mar-23F	Mar-24F	Mar-25F
Total Net Revenues	970.0	1,176.8	1,837.2	2,361.6	2,806.9
Gross Profit	317.9	315.1	584.1	785.6	975.8
Operating EBITDA	120.3	77.1	256.2	385.4	477.1
Depreciation And Amortisation	(130.4)	(119.7)	(131.7)	(134.4)	(141.0)
Operating EBIT	(10.1)	(42.6)	124.4	251.0	336.1
Financial Income/(Expense)	(15.7)	(13.8)	(12.0)	(12.0)	(12.0)
Pretax Income/(Loss) from Assoc.	(48.0)	17.1	20.0	40.0	40.0
Non-Operating Income/(Expense)	(71.7)	12.2	0.0	0.0	0.0
Profit Before Tax (pre-EI)	(145.4)	(27.1)	132.4	279.0	364.1
Exceptional Items					
Pre-tax Profit	(145.4)	(27.1)	132.4	279.0	364.1
Taxation	36.2	31.4	(22.5)	(47.4)	(61.9)
Exceptional Income - post-tax					
Profit After Tax	(109.3)	4.3	109.9	231.6	302.2
Minority Interests	30.4	16.1	(13.5)	(19.6)	(23.2)
Preferred Dividends					
FX Gain/(Loss) - post tax					
Other Adjustments - post-tax					
Net Profit	(78.9)	20.4	96.4	212.0	279.0
Recurring Net Profit	(23.9)	(8.5)	96.4	212.0	279.0
Fully Diluted Recurring Net Profit	(23.9)	(8.5)	96.4	212.0	279.0

Cash Flow

(\$m)	Mar-21A	Mar-22A	Mar-23F	Mar-24F	Mar-25F
EBITDA	120.3	77.1	256.2	385.4	477.1
Cash Flow from Invt. & Assoc.	48.0	(17.1)	(20.0)	(40.0)	(40.0)
Change In Working Capital	6.7	(0.3)	(164.4)	5.9	(49.9)
(Incr)/Decr in Total Provisions					
Other Non-Cash (Income)/Expense					
Other Operating Cashflow	(15.6)	33.4	20.0	40.0	40.0
Net Interest (Paid)/Received	(20.5)	(13.8)	(12.0)	(12.0)	(12.0)
Tax Paid	(21.2)	(17.0)	(22.5)	(47.4)	(61.9)
Cashflow From Operations	117.8	62.3	57.3	331.9	353.3
Capex	(61.5)	(77.9)	(80.0)	(80.0)	(80.0)
Disposals Of FAs/subsidiaries					
Acq. Of Subsidiaries/investments	0.0	80.6	(80.0)	(80.0)	(80.0)
Other Investing Cashflow	33.2	28.4	0.0	0.0	0.0
Cash Flow From Investing	(28.4)	31.1	(160.0)	(160.0)	(160.0)
Debt Raised/(repaid)	273.6	(160.9)	(84.9)	0.0	0.0
Proceeds From Issue Of Shares					
Shares Repurchased	(1.6)	0.0	0.0	0.0	0.0
Dividends Paid	0.0	0.0	(67.3)	(179.4)	(201.8)
Preferred Dividends					
Other Financing Cashflow	(32.5)	(28.4)	0.0	0.0	0.0
Cash Flow From Financing	239.5	(189.3)	(152.1)	(179.4)	(201.8)
Total Cash Generated	328.9	(95.9)	(254.9)	(7.5)	(8.4)
Free Cashflow To Equity	363.0	(67.5)	(187.6)	171.9	193.3
Free Cashflow To Firm	109.9	107.2	(90.7)	183.9	205.3

SOURCES: CGS-CIMB RESEARCH, COMPANY REPORTS

BY THE NUMBERS... cont'd
Balance Sheet

(S\$m)	Mar-21A	Mar-22A	Mar-23F	Mar-24F	Mar-25F
Total Cash And Equivalents	880	786	531	524	515
Total Debtors	292	388	367	401	485
Inventories	130	83	190	230	270
Total Other Current Assets	21	39	39	39	39
Total Current Assets	1,323	1,296	1,128	1,194	1,309
Fixed Assets	520	590	538	484	422
Total Investments	593	469	569	689	809
Intangible Assets	411	553	553	553	553
Total Other Non-Current Assets	245	385	385	385	385
Total Non-current Assets	1,769	1,996	2,045	2,110	2,169
Short-term Debt	143	102	102	102	102
Current Portion of Long-Term Debt					
Total Creditors	359	458	380	460	533
Other Current Liabilities	63	71	71	71	71
Total Current Liabilities	565	631	553	633	706
Total Long-term Debt	535	409	324	324	324
Hybrid Debt - Debt Component					
Total Other Non-Current Liabilities	293	419	419	419	419
Total Non-current Liabilities	828	828	743	743	743
Total Provisions	0	0	0	0	0
Total Liabilities	1,393	1,459	1,296	1,376	1,449
Shareholders' Equity	1,546	1,603	1,632	1,664	1,742
Minority Interests	152	231	245	264	287
Total Equity	1,699	1,834	1,876	1,929	2,029

Key Ratios

	Mar-21A	Mar-22A	Mar-23F	Mar-24F	Mar-25F
Revenue Growth	(50.0%)	21.3%	56.1%	28.5%	18.9%
Operating EBITDA Growth	(65%)	(36%)	232%	50%	24%
Operating EBITDA Margin	12.4%	6.6%	13.9%	16.3%	17.0%
Net Cash Per Share (S\$)	0.18	0.25	0.09	0.09	0.08
BVPS (S\$)	1.38	1.43	1.46	1.48	1.55
Gross Interest Cover	(0.49)	(3.09)	10.37	20.92	28.01
Effective Tax Rate	0.0%	0.0%	17.0%	17.0%	17.0%
Net Dividend Payout Ratio	NA	NA	69.8%	84.6%	72.3%
Accounts Receivables Days	127.5	105.3	75.0	59.6	57.6
Inventory Days	55.26	45.17	39.80	48.77	49.79
Accounts Payables Days	204.6	172.9	122.1	97.5	99.0
ROIC (%)	(0.6%)	0.6%	6.8%	12.8%	17.9%
ROCE (%)	(0.2%)	(1.8%)	5.4%	10.8%	14.0%
Return On Average Assets	(3.20%)	0.07%	3.71%	7.46%	9.21%

Key Drivers

	Mar-21A	Mar-22A	Mar-23F	Mar-24F	Mar-25F
Revenue growth (%)	-50.0%	21.3%	56.1%	28.5%	18.9%
Operating margin (%)	-1.0%	-3.6%	6.8%	10.6%	12.0%

SOURCES: CGS-CIMB RESEARCH, COMPANY REPORTS

DISCLAIMER

The content of this report (including the views and opinions expressed therein, and the information comprised therein) has been prepared by and belongs to CGS-CIMB. Reports relating to a specific geographical area are produced and distributed by the corresponding CGS-CIMB entity as listed in the table below.

This report is not directed to, or intended for distribution to or use by, any person or entity who is a citizen or resident of or located in any locality, state, country or other jurisdiction where such distribution, publication, availability or use would be contrary to law or regulation.

By accepting this report, the recipient hereof represents and warrants that he is entitled to receive such report in accordance with the restrictions set forth below and agrees to be bound by the limitations contained herein (including the "Restrictions on Distributions" set out below). Any failure to comply with these limitations may constitute a violation of law. This publication is being supplied to you strictly on the basis that it will remain confidential. No part of this report may be (i) copied, photocopied, duplicated, stored or reproduced in any form by any means; or (ii) redistributed or passed on, directly or indirectly, to any other person in whole or in part, for any purpose without the prior written consent of CGS-CIMB.

The information contained in this research report is prepared from data believed to be correct and reliable at the time of issue of this report. CGS-CIMB may or may not issue regular reports on the subject matter of this report at any frequency and may cease to do so or change the periodicity of reports at any time. CGS-CIMB has no obligation to update this report in the event of a material change to the information contained in this report. CGS-CIMB does not accept any obligation to (i) check or ensure that the contents of this report remain current, reliable or relevant, (ii) ensure that the content of this report constitutes all the information a prospective investor may require, (iii) ensure the adequacy, accuracy, completeness, reliability or fairness of any views, opinions and information, and accordingly, CGS-CIMB, its affiliates and related persons including China Galaxy International Financial Holdings Limited ("CGIFHL") and CIMB Group Sdn. Bhd. ("CIMBG") and their respective related corporations (and their respective directors, associates, connected persons and/or employees) shall not be liable in any manner whatsoever for any consequences (including but not limited to any direct, indirect or consequential losses, loss of profits and damages) of any reliance thereon or usage thereof. In particular, CGS-CIMB disclaims all responsibility and liability for the views and opinions set out in this report.

Unless otherwise specified, this report is based upon sources which CGS-CIMB considers to be reasonable. Such sources will, unless otherwise specified, for market data, be market data and prices available from the main stock exchange or market where the relevant security is listed, or, where appropriate, any other market. Information on the accounts and business of company(ies) will generally be based on published statements of the company(ies), information disseminated by regulatory information services, other publicly available information and information resulting from our research.

Whilst every effort is made to ensure that statements of facts made in this report are accurate, all estimates, projections, forecasts, expressions of opinion and other subjective judgments contained in this report are based on assumptions considered to be reasonable as of the date of the document in which they are contained and must not be construed as a representation that the matters referred to therein will occur. Past performance is not a reliable indicator of future performance. The value of investments may go down as well as up and those investing may, depending on the investments in question, lose more than the initial investment. No report shall constitute an offer or an invitation by or on behalf of CGS-CIMB or any of its affiliates (including CGIFHL, CIMBG and their respective related corporations) to any person to buy or sell any investments.

CGS-CIMB, its affiliates and related corporations (including CGIFHL, CIMBG and their respective related corporations) and/or their respective directors, associates, connected parties and/or employees may own or have positions in securities of the company(ies) covered in this research report or any securities related thereto and may from time to time add to or dispose of, or may be materially interested in, any such securities. Further, CGS-CIMB, its affiliates and their respective related corporations (including CGIFHL, CIMBG and their respective related corporations) do and seek to do business with the company(ies) covered in this research report and may from time to time act as market maker or have assumed an underwriting commitment in securities of such company(ies), may sell them to or buy them from customers on a principal basis and may also perform or seek to perform significant investment banking, advisory, underwriting or placement services for or relating to such company(ies) as well as solicit such investment, advisory or other services from any entity mentioned in this report.

CGS-CIMB or its affiliates (including CGIFHL, CIMBG and their respective related corporations) may enter into an agreement with the company(ies) covered in this report relating to the production of research reports. CGS-CIMB may disclose the contents of this report to the company(ies) covered by it and may have amended the contents of this report following such disclosure.

The analyst responsible for the production of this report hereby certifies that the views expressed herein accurately and exclusively reflect his or her personal views and opinions about any and all of the issuers or securities analysed in this report and were prepared independently and autonomously. No part of the compensation of the analyst(s) was, is, or will be directly or indirectly related to the inclusion of specific recommendations(s) or view(s) in this report. The analyst(s) who prepared this research report is prohibited from receiving any compensation, incentive or bonus based on specific investment banking transactions or for providing a specific recommendation for, or view of, a particular company. Information barriers and other arrangements may be established where necessary to prevent conflicts of interests arising. However, the analyst(s) may receive compensation that is based on his/their coverage of company(ies) in the performance of his/their duties or the performance of his/their recommendations and the research personnel involved in the preparation of this report may also participate in the solicitation of the businesses as described above. In reviewing this research report, an investor should be aware that any or all of the foregoing, among other things, may give rise to real or potential conflicts of interest. Additional information is, subject to the duties of confidentiality, available on request.

Reports relating to a specific geographical area are produced by the corresponding CGS-CIMB entity as listed in the table below. The term "CGS-CIMB" shall denote, where appropriate, the relevant entity distributing or disseminating the report in the particular jurisdiction referenced below, or, in every other case except as otherwise stated herein, CGS-CIMB Securities International Pte. Ltd. and its affiliates, subsidiaries and related corporations.

Country	CGS-CIMB Entity	Regulated by
Hong Kong	CGS-CIMB Securities (Hong Kong) Limited	Securities and Futures Commission Hong Kong
India	CGS-CIMB Securities (India) Private Limited	Securities and Exchange Board of India (SEBI)
Indonesia	PT CGS-CIMB Sekuritas Indonesia	Financial Services Authority of Indonesia
Malaysia	CGS-CIMB Securities Sdn. Bhd.	Securities Commission Malaysia
Singapore	CGS-CIMB Securities (Singapore) Pte. Ltd.	Monetary Authority of Singapore
South Korea	CGS-CIMB Securities (Hong Kong) Limited, Korea Branch	Financial Services Commission and Financial Supervisory Service
Thailand	CGS-CIMB Securities (Thailand) Co. Ltd.	Securities and Exchange Commission Thailand

Other Significant Financial Interests:

(i) As of May 31, 2022 CGS-CIMB has a proprietary position in the securities (which may include but not be limited to shares, warrants, call warrants and/or any other derivatives) in the following company or companies covered or recommended in this report:

(a) SATS Ltd

(ii) Analyst Disclosure: As of June 1, 2022, the analyst(s) who prepared this report, and the associate(s), has / have an interest in the securities (which may include but not be limited to shares, warrants, call warrants and/or any other derivatives) in the following company or companies covered or recommended in this report:

(a) -

This report does not purport to contain all the information that a prospective investor may require. Neither CGS-CIMB nor any of its affiliates (including CGIFHL, CIMBG and their related corporations) make any guarantee, representation or warranty, express or implied, as to the adequacy, accuracy, completeness, reliability or fairness of any such information and opinion contained in this report. Neither CGS-CIMB nor any of its affiliates nor their related persons (including CGIFHL, CIMBG and their related corporations) shall be liable in any manner whatsoever for any consequences (including but not limited to any direct, indirect or consequential losses, loss of profits and damages) of any reliance thereon or usage thereof.

This report is general in nature and has been prepared for information purposes only. It is intended for circulation amongst CGS-CIMB's clients generally and does not have regard to the specific investment objectives, financial situation and the particular needs of any specific person who may receive this report. The information and opinions in this report are not and should not be construed or considered as an offer, recommendation or solicitation to buy or sell the subject securities, related investments or other financial instruments or any derivative instrument, or any rights pertaining thereto.

Investors are advised to make their own independent evaluation of the information contained in this research report, consider their own individual investment objectives, financial situation and particular needs and consult their own professional and financial advisers as to the legal, business, financial, tax and other aspects before participating in any transaction in respect of the securities of company(ies) covered in this research report.

The securities of such company(ies) may not be eligible for sale in all jurisdictions or to all categories of investors.

Restrictions on Distributions

Australia: Despite anything in this report to the contrary, this research is provided in Australia by CGS-CIMB Securities (Singapore) Pte. Ltd. and CGS-CIMB Securities (Hong Kong) Limited. This research is only available in Australia to persons who are "wholesale clients" (within the meaning of the Corporations Act 2001 (Cth) and is supplied solely for the use of such wholesale clients and shall not be distributed or passed on to any other person. You represent and warrant that if you are in Australia, you are a "wholesale client". This research is of a general nature only and has been prepared without taking into account the objectives, financial situation or needs of the individual recipient. CGS-CIMB Securities (Singapore) Pte. Ltd. and CGS-CIMB Securities (Hong Kong) Limited do not hold, and are not required to hold an Australian financial services license. CGS-CIMB Securities (Singapore) Pte. Ltd. and CGS-CIMB Securities (Hong Kong) Limited rely on "passporting" exemptions for entities appropriately licensed by the Monetary Authority of Singapore (under ASIC Class Order 03/1102) and the Securities and Futures Commission in Hong Kong (under ASIC Class Order 03/1103).

Canada: This research report has not been prepared in accordance with the disclosure requirements of Dealer Member Rule 3400 – Research Restrictions and Disclosure Requirements of the Investment Industry Regulatory Organization of Canada. For any research report distributed by CIBC, further disclosures related to CIBC conflicts of interest can be found at <https://researchcentral.cibcwm.com>.

China: For the purpose of this report, the People's Republic of China ("PRC") does not include the Hong Kong Special Administrative Region, the Macau Special Administrative Region or Taiwan. The distributor of this report has not been approved or licensed by the China Securities Regulatory Commission or any other relevant regulatory authority or governmental agency in the PRC. This report contains only marketing information. The distribution of this report is not an offer to buy or sell to any person within or outside PRC or a solicitation to any person within or outside of PRC to buy or sell any instruments described herein. This report is being issued outside the PRC to a limited number of institutional investors and may not be provided to any person other than the original recipient and may not be reproduced or used for any other purpose.

France: Only qualified investors within the meaning of French law shall have access to this report. This report shall not be considered as an offer to subscribe to, or used in connection with, any offer for subscription or sale or marketing or direct or indirect distribution of financial instruments and it is not intended as a solicitation for the purchase of any financial instrument.

Germany: This report is only directed at persons who are professional investors as defined in sec 31a(2) of the German Securities Trading Act (WpHG). This publication constitutes research of a non-binding nature on the market situation and the investment instruments cited here at the time of the publication of the information.

The current prices/yields in this issue are based upon closing prices from Bloomberg as of the day preceding publication. Please note that neither the German Federal Financial Supervisory Agency (BaFin), nor any other supervisory authority exercises any control over the content of this report.

Hong Kong: This report is issued and distributed in Hong Kong by CGS-CIMB Securities (Hong Kong) Limited ("CHK") which is licensed in Hong Kong by the Securities and Futures Commission for Type 1 (dealing in securities) and Type 4 (advising on securities) activities. Any investors wishing to purchase or otherwise deal in the securities covered in this report should contact the Head of Sales at CGS-CIMB Securities (Hong Kong) Limited. The views and opinions in this research report are our own as of the date hereof and are subject to change. If the Financial Services and Markets Act of the United Kingdom or the rules of the Financial Conduct Authority apply to a recipient, our obligations owed to such recipient therein are unaffected.

CHK has no obligation to update its opinion or the information in this research report. This publication is strictly confidential and is for private circulation only to clients of CHK. CHK does not make a market on other securities mentioned in the report.

India: This report is issued and distributed in India by CGS-CIMB Securities (India) Private Limited ("CGS-CIMB India"). CGS-CIMB India is a subsidiary of CGS-CIMB Securities International Pte. Ltd. which is in turn is a 50:50 joint venture company of CGIFHL and CIMBG. The details of the members of the group of companies of CGS-CIMB can be found at www.cgs-cimb.com, CGIFHL at www.chinastock.com.hk/en/ACG/ContactUs/index.aspx and CIMBG at www.cimb.com/en/who-we-are.html. CGS-CIMB India is registered with the National Stock Exchange of India Limited and BSE Limited as a trading and clearing member (Merchant Banking Number: INM00012037) under the Securities and Exchange Board of India (Stock Brokers and Sub-Brokers) Regulations, 1992. In accordance with the provisions of Regulation 4(g) of the Securities and Exchange Board of India (Investment Advisers) Regulations, 2013, CGS-CIMB India is not required to seek registration with the Securities and Exchange Board of India ("SEBI") as an Investment Adviser. CGS-CIMB India is registered with SEBI (SEBI Registration Number: INZ000209135) as a Research Analyst (INH00000669) pursuant to the SEBI (Research Analysts) Regulations, 2014 ("Regulations").

This report does not take into account the particular investment objectives, financial situations, or needs of the recipients. It is not intended for and does not deal with prohibitions on investment due to law/jurisdiction issues etc. which may exist for certain persons/entities. Recipients should rely on their own investigations and take their own professional advice before investment.

The report is not a "prospectus" as defined under Indian Law, including the Companies Act, 2013, and is not, and shall not be, approved by, or filed or registered with, any Indian regulator, including any Registrar of Companies in India, SEBI, any Indian stock exchange, or the Reserve Bank of India. No offer, or invitation to offer, or solicitation of subscription with respect to any such securities listed or proposed to be listed in India is being made, or intended to be made, to the public, or to any member or section of the public in India, through or pursuant to this report.

The research analysts, strategists or economists principally responsible for the preparation of this research report are segregated from the other activities of CGS-CIMB India and they have received compensation based upon various factors, including quality, accuracy and value of research, firm profitability or revenues, client feedback and competitive factors. Research analysts', strategists' or economists' compensation is not linked to investment banking or capital markets transactions performed or proposed to be performed by CGS-CIMB India or its affiliates.

CGS-CIMB India does not have actual / beneficial ownership of 1% or more securities of the subject company in this research report, at the end of the month immediately preceding the date of publication of this research report. However, since affiliates of CGS-CIMB India are engaged in the financial services business, they might have in their normal course of business financial interests or actual / beneficial ownership of one per cent or more in various companies including the subject company in this research report.

CGS-CIMB India or its associates, may: (a) from time to time, have long or short position in, and buy or sell the securities of the subject company in this research report; or (b) be engaged in any other transaction involving such securities and earn brokerage or other compensation or act as a market maker in the financial instruments of the subject company in this research report or act as an advisor or lender/borrower to such company or may have any other potential conflict of interests with respect to any recommendation and other related information and opinions.

CGS-CIMB India, its associates and the analyst engaged in preparation of this research report have not received any compensation for investment banking, merchant banking or brokerage services from the subject company mentioned in the research report in the past 12 months.

CGS-CIMB India, its associates and the analyst engaged in preparation of this research report have not managed or co-managed public offering of securities for the subject company mentioned in the research report in the past 12 months. The analyst from CGS-CIMB India engaged in preparation of this research report or his/her relative (a) do not have any financial interests in the subject company mentioned in this research report; (b) do not own 1% or more of the equity securities of the subject company mentioned in the research report as of the last day of the month preceding the publication of the research report; (c) do not have any material conflict of interest at the time of publication of the research report.

Indonesia: This report is issued and distributed by PT CGS-CIMB Sekuritas Indonesia ("CGS-CIMB Indonesia"). The views and opinions in this research report are our own as of the date hereof and are subject to change. CGS-CIMB Indonesia has no obligation to update its opinion or the information in this research report. This report is for private circulation only to clients of CGS-CIMB Indonesia. Neither this report nor any copy hereof may be distributed in Indonesia or to any Indonesian citizens wherever they are domiciled or to Indonesian residents except in compliance with applicable Indonesian capital market laws and regulations.

This research report is not an offer of securities in Indonesia. The securities referred to in this research report have not been registered with the Financial Services Authority (Otoritas Jasa Keuangan) pursuant to relevant capital market laws and regulations, and may not be offered or sold within the territory of the Republic of Indonesia or to Indonesian citizens through a public offering or in circumstances which constitute an offer within the meaning of the Indonesian capital market law and regulations.

Ireland: CGS-CIMB is not an investment firm authorised in the Republic of Ireland and no part of this document should be construed as CGS-CIMB acting as, or otherwise claiming or representing to be, an investment firm authorised in the Republic of Ireland.

Malaysia: This report is distributed in Malaysia by CGS-CIMB Securities Sdn. Bhd. ("CGS-CIMB Malaysia") solely for the benefit of and for the exclusive use of our clients. Recipients of this report are to contact CGS-CIMB Malaysia, at Level 29, Menara Bumiputra-Commerce, No. 11, Jalan Raja Laut, 50350 Kuala Lumpur, Malaysia, in respect of any matters arising from or in connection with this report. CGS-CIMB Malaysia has no obligation to update, revise or reaffirm its opinion or the information in this research reports after the date of this report.

New Zealand: In New Zealand, this report is for distribution only to persons who are wholesale clients pursuant to section 5C of the Financial Advisers Act 2008.

Singapore: This report is issued and distributed by CGS-CIMB Securities (Singapore) Pte Ltd ("CGS-CIMB Singapore"). CGS-CIMB Singapore is a capital markets services licensee under the Securities and Futures Act (Chapter 289). Accordingly, it is exempted from the requirement to hold a financial adviser's licence under the Financial Advisers Act, Cap 110 ("FAA") for advising on investment products, by issuing or promulgating research analyses or research reports, whether in electronic, print or other form. CGS-CIMB Singapore is subject to the applicable rules under the FAA unless it is able to avail itself to any prescribed exemptions.

Recipients of this report are to contact CGS-CIMB Singapore, 10 Marina Boulevard, Marina Bay Financial Centre Tower 2, #09-01, Singapore 018983 in respect of any matters arising from, or in connection with this report. CGS-CIMB Singapore has no obligation to update its opinion or the information

in this research report. This publication is strictly confidential and is for private circulation only. If you have not been sent this report by CGS-CIMB Singapore directly, you may not rely, use or disclose to anyone else this report or its contents.

If the recipient of this research report is not an accredited investor, expert investor or institutional investor, CGS-CIMB Singapore accepts legal responsibility for the contents of the report without any disclaimer limiting or otherwise curtailing such legal responsibility. If the recipient is an accredited investor, expert investor or institutional investor, the recipient is deemed to acknowledge that CGS-CIMB Singapore is exempt from certain requirements under the FAA and its attendant regulations, and as such, is exempt from complying with the following:

- (a) Section 25 of the FAA (obligation to disclose product information);
- (b) Section 27 (duty not to make recommendation with respect to any investment product without having a reasonable basis where you may be reasonably expected to rely on the recommendation) of the FAA;
- (c) MAS Notice on Information to Clients and Product Information Disclosure [Notice No. FAA-N03];
- (d) MAS Notice on Recommendation on Investment Products [Notice No. FAA-N16];
- (e) Section 36 (obligation on disclosure of interest in specified products), and
- (f) any other laws, regulations, notices, directive, guidelines, circulars and practice notes which are related to the above, to the extent permitted by applicable laws, as may be amended from time to time, and any other laws, regulations, notices, directive, guidelines, circulars, and practice notes as we may notify you from time to time. In addition, the recipient who is an accredited investor, expert investor or institutional investor acknowledges that as CGS-CIMB Singapore is exempt from Section 27 of the FAA, the recipient will also not be able to file a civil claim against CGS-CIMB Singapore for any loss or damage arising from the recipient's reliance on any recommendation made by CGS-CIMB Singapore which would otherwise be a right that is available to the recipient under Section 27 of the FAA.

CGS-CIMB Singapore, its affiliates and related corporations, their directors, associates, connected parties and/or employees may own or have positions in specified products of the company(ies) covered in this research report or any specified products related thereto and may from time to time add to or dispose of, or may be materially interested in, any such specified products. Further, CGS-CIMB Singapore, its affiliates and its related corporations do and seek to do business with the company(ies) covered in this research report and may from time to time act as market maker or have assumed an underwriting commitment in specified products of such company(ies), may sell them to or buy them from customers on a principal basis and may also perform or seek to perform significant investment banking, advisory, underwriting or placement services for or relating to such company(ies) as well as solicit such investment, advisory or other services from any entity mentioned in this report.

As of May 31, 2022, CGS-CIMB Singapore does not have a proprietary position in the recommended specified products in this report.

CGS-CIMB Singapore does not make a market on the securities mentioned in the report.

South Korea: This report is issued and distributed in South Korea by CGS-CIMB Securities (Hong Kong) Limited, Korea Branch ("CGS-CIMB Korea") which is licensed as a cash equity broker, and regulated by the Financial Services Commission and Financial Supervisory Service of Korea. In South Korea, this report is for distribution only to professional investors under Article 9(5) of the Financial Investment Services and Capital Market Act of Korea ("FSCMA").

Spain: This document is a research report and it is addressed to institutional investors only. The research report is of a general nature and not personalised and does not constitute investment advice so, as the case may be, the recipient must seek proper advice before adopting any investment decision. This document does not constitute a public offering of securities.

CGS-CIMB is not registered with the Spanish Comision Nacional del Mercado de Valores to provide investment services.

Sweden: This report contains only marketing information and has not been approved by the Swedish Financial Supervisory Authority. The distribution of this report is not an offer to sell to any person in Sweden or a solicitation to any person in Sweden to buy any instruments described herein and may not be forwarded to the public in Sweden.

Switzerland: This report has not been prepared in accordance with the recognized self-regulatory minimal standards for research reports of banks issued by the Swiss Bankers' Association (Directives on the Independence of Financial Research).

Thailand: This report is issued and distributed by CGS-CIMB Securities (Thailand) Co. Ltd. ("CGS-CIMB Thailand") based upon sources believed to be reliable (but their accuracy, completeness or correctness is not guaranteed). The statements or expressions of opinion herein were arrived at after due and careful consideration for use as information for investment. Such opinions are subject to change without notice and CGS-CIMB Thailand has no obligation to update its opinion or the information in this research report.

CGS-CIMB Thailand may act or acts as Market Maker, and issuer and offeror of Derivative Warrants and Structured Note which may have the following securities as its underlying securities. Investors should carefully read and study the details of the derivative warrants in the prospectus before making investment decisions.

AAV, ACE, ADVANC, AEONTS, AMATA, AOT, AP, BAM, BANPU, BBL, BCH, BCP, BCPG, BDMS, BEC, BEM, BGRIM, BH, BJC, BTS, CBG, CENTEL, CHG, CK, CKP, COM7, CPALL, CPF, CPN, CRC, DELTA, DOHOME, DTAC, EA, EGCO, ESSO, GLOBAL, GPSC, GULF, GUNKUL, HANA, HMPRO, ICHI, INTUCH, IRPC, IVL, JAS, JMART, JMT, KBANK, KCE, KKP, KTB, KTC, LH, MAJOR, MEGA, MINT, MTC, NRF, OR, ORI, OSP, PLANB, PRM, PSL, PTG, PTL, PTT, PTTEP, PTTGC, QH, RATCH, RBF, RS, SAWAD, SCB, SCC, SCGP, SINGER, SPALI, SPRC, STA, STEC, STGT, SUPER, SYNEX, TASCO, TCAP, THANI, TISCO, TKN, TOP, TQM, TRUE, TTB, TU, TVO, VGI, WHA

Corporate Governance Report:

The disclosure of the survey result of the Thai Institute of Directors Association ("IOD") regarding corporate governance is made pursuant to the policy of the Office of the Securities and Exchange Commission. The survey of the IOD is based on the information of a company listed on the Stock Exchange of Thailand and the Market for Alternative Investment disclosed to the public and able to be accessed by a general public investor. The result, therefore, is from the perspective of a third party. It is not an evaluation of operation and is not based on inside information.

The survey result is as of the date appearing in the Corporate Governance Report of Thai Listed Companies. As a result, the survey result may be changed after that date. CGS-CIMB Thailand does not confirm nor certify the accuracy of such survey result.

Score Range:	90 - 100	80 - 89	70 - 79	Below 70	No Survey Result
Description:	Excellent	Very Good	Good	N/A	N/A

United Arab Emirates: The distributor of this report has not been approved or licensed by the UAE Central Bank or any other relevant licensing authorities or governmental agencies in the United Arab Emirates. This report is strictly private and confidential and has not been reviewed by, deposited or registered with UAE Central Bank or any other licensing authority or governmental agencies in the United Arab Emirates. This report is being issued outside the United Arab Emirates to a limited number of institutional investors and must not be provided to any person other than the original recipient and may not be reproduced or used for any other purpose. Further, the information contained in this report is not intended to lead to the sale of investments under any subscription agreement or the conclusion of any other contract of whatsoever nature within the territory of the United Arab Emirates.

United Kingdom and European Economic Area (EEA): In the United Kingdom and European Economic Area, this material is also being distributed by CGS-CIMB Securities (UK) Limited ("CGS-CIMB UK"). CGS-CIMB UK is authorized and regulated by the Financial Conduct Authority and its registered office is at 53 New Broad Street, London EC2M 1JJ. The material distributed by CGS-CIMB UK has been prepared in accordance with CGS-CIMB's policies for managing conflicts of interest arising as a result of publication and distribution of this material. This material is for distribution only to, and is solely directed at, selected persons on the basis that those persons: (a) are eligible counterparties and professional clients of CGS-CIMB UK; (b) have professional experience in matters relating to investments falling within Article 19(5) of the Financial Services and Markets Act 2000 (Financial Promotion) Order 2005 (as amended, the "Order"), (c) fall within Article 49(2)(a) to (d) ("high net worth companies, unincorporated associations etc") of the Order; (d) are outside the United Kingdom subject to relevant regulation in each jurisdiction, material (all such persons together being referred to as "relevant persons"). This material is directed only at relevant persons and must not be acted on or relied on by persons who are not relevant persons. Any investment or investment activity to which this material relates is available only to relevant persons and will be engaged in only with relevant persons.

This material is categorised as non-independent for the purposes of CGS-CIMB UK and therefore does not provide an impartial or objective assessment of the subject matter and does not constitute independent research. Consequently, this material has not been prepared in accordance with legal requirements designed to promote the independence of research and will not be subject to any prohibition on dealing ahead of the dissemination of research. Therefore, this material is considered a marketing communication.

United States: This research report is distributed in the United States of America by CGS-CIMB Securities (USA) Inc, a U.S. registered broker-dealer and an affiliate of CGS-CIMB Securities Sdn. Bhd., CGS-CIMB Securities (Singapore) Pte Ltd, PT CGS-CIMB Sekuritas Indonesia, CGS-CIMB Securities (Thailand) Co. Ltd, CGS-CIMB Securities (Hong Kong) Limited and CGS-CIMB Securities (India) Private Limited, and is distributed solely to persons who qualify as "U.S. Institutional Investors" as defined in Rule 15a-6 under the Securities and Exchange Act of 1934. This communication is only for Institutional Investors whose ordinary business activities involve investing in shares, bonds, and associated securities and/or derivative securities and who have professional experience in such investments. Any person who is not a U.S. Institutional Investor or Major Institutional Investor must not rely on this communication. The delivery of this research report to any person in the United States of America is not a recommendation to effect any transactions in the securities discussed herein, or an endorsement of any opinion expressed herein. CGS-CIMB Securities (USA) Inc, is a FINRA/SIPC member and takes responsibility for the content of this report. For further information or to place an order in any of the above-mentioned securities please contact a registered representative of CGS-CIMB Securities (USA) Inc.

CGS-CIMB Securities (USA) Inc. does not make a market on other securities mentioned in the report.

CGS-CIMB Securities (USA) Inc. has not managed or co-managed a public offering of any of the securities mentioned in the past 12 months.

CGS-CIMB Securities (USA) Inc. has not received compensation for investment banking services from any of the company mentioned in the past 12 months.

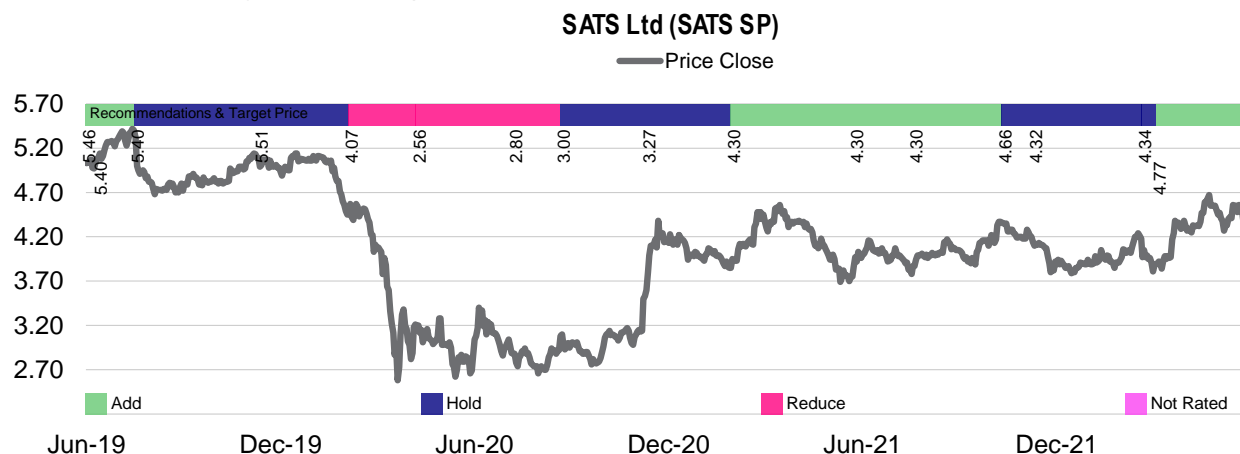
CGS-CIMB Securities (USA) Inc. neither expects to receive nor intends to seek compensation for investment banking services from any of the company mentioned within the next 3 months.

United States Third-Party Disclaimer: If this report is distributed in the United States of America by Raymond James & Associates, Inc ("RJA"), this report is third-party research prepared for and distributed in the United States of America by RJA pursuant to an arrangement between RJA and CGS-CIMB Securities International Pte. Ltd. ("CGS-CIMB"). CGS-CIMB is not an affiliate of RJA. This report is distributed solely to persons who qualify as "U.S. Institutional Investors" or as "Major U.S. Institutional Investors" as defined in Rule 15a-6 under the Securities and Exchange Act of 1934, as amended. This communication is only for U.S. Institutional Investors or Major U.S. Institutional Investor whose ordinary business activities involve investing in shares, bonds, and associated securities and/or derivative securities and who have professional experience in such investments. Any person who is not a U.S. Institutional Investor or Major U.S. Institutional Investor must not rely on this communication. The delivery of this report to any person in the U.S. is not a recommendation to effect any transactions in the securities discussed herein, or an endorsement of any opinion expressed herein. If you are receiving this report in the U.S. from RJA, a FINRA/SIPC member, it takes responsibility for the content of this report. For further information or to place an order in any of the above-mentioned securities please contact a registered representative of CGS-CIMB Securities (USA) Inc. or RJA. <https://raymondjames.com/InternationalEquityDisclosures>

Other jurisdictions: In any other jurisdictions, except if otherwise restricted by laws or regulations, this report is only for distribution to professional, institutional or sophisticated investors as defined in the laws and regulations of such jurisdictions.

Distribution of stock ratings and investment banking clients for quarter ended on 31 March 2022		
632 companies under coverage for quarter ended on 31 March 2022		
	Rating Distribution (%)	Investment Banking clients (%)
Add	70.3%	0.8%
Hold	22.0%	0.0%
Reduce	7.8%	0.2%

Spitzer Chart for stock being researched (2 year data)



Corporate Governance Report of Thai Listed Companies (CGR). CG Rating by the Thai Institute of Directors Association (Thai IOD) in 2021, Anti-Corruption 2021

ADVANC – Excellent, Certified, **AMATA** – Excellent, Certified, **ANAN** – Excellent, n/a, **AOT** – Excellent, n/a, **AP** – Excellent, Certified, **ASP** – Excellent, n/a, **AWC** – Excellent, Declared, **AU** – Good, n/a, **BAM** – Very Good, Certified, **BAY** – Excellent, Certified, **BBL** – Excellent, Certified, **BCH** – Very Good, Certified, **BCP** – Excellent, Certified, **BCPG** – Excellent, Certified, **BDMS** – Excellent, n/a, **BEAUTY** – Good, n/a, **BEM** – Excellent, n/a, **BH** – Good, n/a, **BJC** – Very Good, n/a, **BLA** – Very Good, Certified, **BTS** – Excellent, Certified, **CBG** – Very Good, n/a, **CCET** – n/a, n/a, **CENTEL** – Excellent, Certified, **CHAYO** – Very Good, n/a, **CHG** – Very Good, n/a, **CK** – Excellent, n/a, **COM7** – Excellent, Certified, **CPALL** – Excellent, Certified, **CPF** – Excellent, Certified, **CPN** – Excellent, Certified, **CPNREIT** – n/a, n/a, **CRC** – Excellent, Declared, **DELTA** – Excellent, Certified, **DDD** – Excellent, n/a, **DIF** – n/a, n/a, **DOHOME** – Very Good, Declared, **DREIT** – n/a, n/a, **DTAC** – Excellent, Certified, **ECL** – Excellent, Certified, **EGCO** – Excellent, Certified, **EPG** – Excellent, Certified, **ERW** – Very Good, Certified, **GFPT** – Excellent, Certified, **GGC** – Excellent, Certified, **GLOBAL** – Excellent, n/a, **HANA** – Excellent, Certified, **HMPRO** – Excellent, Certified, **HUMAN** – Good, n/a, **ICHI** – Excellent, Certified, **III** – Excellent, Declared, **INTUCH** – Excellent, Certified, **IRPC** – Excellent, Certified, **ITD** – Very Good, n/a, **IVL** – Excellent, Certified, **JASIF** – n/a, n/a, **JKN** – n/a, Certified, **JMT** – Very Good, n/a, **KBANK** – Excellent, Certified, **KCE** – Excellent, Certified, **KEX** – Very Good, Declared, **KKP** – Excellent, Certified, **KSL** – Excellent, Certified, **KTB** – Excellent, Certified, **KTC** – Excellent, Certified, **LH** – Excellent, n/a, **LPN** – Excellent, Certified, **M** – Very Good, Certified, **MAKRO** – Excellent, Certified, **MC** – Excellent, Certified, **MEGA** – Very Good, n/a, **MINT** – Excellent, Certified, **MTC** – Excellent, Certified, **NETBAY** – Very Good, n/a, **NRF** – Very Good, Declared, **OR** – Excellent, n/a, **ORI** – Excellent, Certified, **OSP** – Excellent, n/a, **PLANB** – Excellent, Certified, **PRINC** – Very Good, Certified, **PR9** – Excellent, Declared, **PSH** – Excellent, Certified, **PTT** – Excellent, Certified, **PTTEP** – Excellent, n/a, **PTTGC** – Excellent, Certified, **QH** – Excellent, Certified, **RAM** – n/a, n/a, **RBF** – Very Good, n/a, **RS** – Excellent, Declared, **RSP** – Good, n/a, **S** – Excellent, n/a, **SAK** – Very Good, Declared, **SAPPE** – Very Good, Certified, **SAWAD** – Very Good, n/a, **SCB** – Excellent, Certified, **SCC** – Excellent, Certified, **SCGP** – Excellent, Declared, **SECURE** – n/a, n/a, **SHR** – Excellent, n/a, **SIRI** – Excellent, Certified, **SPA** – Very Good, n/a, **SPALI** – Excellent, Certified, **SPRC** – Excellent, Certified, **SSP** – Good, Certified, **STEC** – Excellent, n/a, **SVI** – Excellent, Certified, **SYNEX** – Very Good, Certified, **TCAP** – Excellent, Certified, **THANI** – Excellent, Certified, **TIDLOR** – n/a, Certified, **TISCO** – Excellent, Certified, **TKN** – Very Good, n/a, **TOP** – Excellent, Certified, **TRUE** – Excellent, Certified, **TTB** – Excellent, Certified, **TU** – Excellent, Certified, **TVO** – Excellent, Certified, **VGI** – Excellent, Certified, **WHA** – Excellent, Certified, **WHART** – n/a, n/a, **WICE** – Excellent, Certified, **WORK** – Good, n/a.

- CG Score 2021 from Thai Institute of Directors Association (IOD)

- Companies participating in Thailand's Private Sector Collective Action Coalition Against Corruption programme (Thai CAC) under Thai Institute of Directors (as of August 5, 2021) are categorised into: companies that have declared their intention to join CAC, and companies certified by CAC.

Recommendation Framework	
Stock Ratings	Definition:
Add	The stock's total return is expected to exceed 10% over the next 12 months.
Hold	The stock's total return is expected to be between 0% and positive 10% over the next 12 months.
Reduce	The stock's total return is expected to fall below 0% or more over the next 12 months.
<i>The total expected return of a stock is defined as the sum of the: (i) percentage difference between the target price and the current price and (ii) the forward net dividend yields of the stock. Stock price targets have an investment horizon of 12 months.</i>	
Sector Ratings	Definition:
Overweight	An Overweight rating means stocks in the sector have, on a market cap-weighted basis, a positive absolute recommendation.
Neutral	A Neutral rating means stocks in the sector have, on a market cap-weighted basis, a neutral absolute recommendation.
Underweight	An Underweight rating means stocks in the sector have, on a market cap-weighted basis, a negative absolute recommendation.
Country Ratings	Definition:
Overweight	An Overweight rating means investors should be positioned with an above-market weight in this country relative to benchmark.
Neutral	A Neutral rating means investors should be positioned with a neutral weight in this country relative to benchmark.
Underweight	An Underweight rating means investors should be positioned with a below-market weight in this country relative to benchmark.