

SECTOR UPDATE

Banking – Singapore

Upside From Higher Interest Rates vs Perceived Threat From Looming Recession

The Fed accelerated the tempo of rate hikes to quell inflationary pressure. We expect another 75bp hike on 27 July but the intensity of hikes could ease after the FOMC meeting on 21 Sep 22. The resilient labour market and strong households' and companies' balance sheets in the US ensure that potential economic downturn, if it materialises, would be mild. BUY DBS (Target: S\$38.78) and OCBC (Target: S\$14.95) for their 2022 dividend yields of 4.8% and 4.9% respectively. Maintain OVERWEIGHT.

WHAT'S NEW

- Fed's renewed fervour to clamp down on inflation.** The Fed has accelerated the tempo of interest rate hikes to quell inflationary pressures. It hiked the Fed Funds Rate by a massive 75bp to 1.50% after the FOMC meeting on 15 Jun 22. Based on the Fed's dot plot, the median projected path for Fed Funds Rate would hit 3.4% by end-22 and 3.8% by end-23. The forecast translates to four hikes totalling 200bp in 2H22, and we expect another 75bp hike on 27 July. The rate hikes are front-loaded in 2022 and the intensity of rate hikes could ease after the FOMC meeting on 21 Sep 22.
- Interest rates in Singapore have moved up in tandem.** Higher inflation and the Fed's intervention have caused short-term interest rates to surge. The US yield curve has flattened, indicating a slowdown in economic growth. Fortunately, the 10-year – 2-year term spread has stayed marginally positive at 0.1%. The current short-end of the yield curve implies forward short-term interest rates at 2.7% for 1Y, 3.4% for 2Y and 3.4% for 3Y. 3-month SIBOR and 3-month Compounded SORA have risen 112bp and 53bp respectively to 1.56% and 0.72% in 1H22. UOB Global Economics & Markets Research forecasts 3-month SIBOR and 3-month Compounded SORA to reach 2.75% (+2.31ppt yoy) and 2.29% (+2.10ppt yoy) respectively by end-22.
- Core PCE inflation is receding but at an anaemic pace.** US core PCE inflation peaked at 5.3% in Feb 22, the fastest pace in 30 years, overshooting the Fed's target of 2.0%. Since then, core PCE inflation eased 0.3ppt mom to 4.9% in Apr 22. The easing of inflationary pressure coincided with the pick-up in economic activities after daily new cases of the Omicron variant subsided. Implied inflation based on 5-year Treasury Inflation-Protected Securities (TIPS) moderated from a peak of 3.6% in mid-April to the current 2.8%.
- Chairman Jerome Powell said that the Fed needs to see compelling evidence with inflation consistently abating over a couple of months before it pulls back from aggressive rate hikes. The Fed needs to prevent expectations of higher inflation becoming unmoored. President of Cleveland Fed Loretta Mester cautioned that it will take a few years to bring inflation back to 2%.
- US economy slipping into recession is not a certainty.** The US economy is resilient with a strong labour market and unemployment rate near a 50-year low of 3.6% in May 22. Companies added 390,000 jobs while average hourly earnings grew 5.2% yoy in May 22. There are 2.1 job openings for every unemployed worker. The resilient labour market supports continued growth in domestic consumption to weather the series of interest rate hikes. Households' and companies' balance sheets are strong, ensuring that the potential economic downturn, if it materialises, would be mild. The probability of a US recession in 2023 is only 4.1% based on an indicator developed by the New York Fed.

PEER COMPARISON

Company	Ticker	Rec	Price @ 27 Jun 22 (\$)	Target Price (\$)	Market Cap (US\$m)	FY	PE 2022F (x)	PE 2023F (x)	P/B 2022F (x)	P/B 2023F (x)	P/POP 2022F (x)	P/POP 2023F (x)	Yield 2022F (%)	Yield 2023F (%)	ROE 2022F (%)	ROE 2023F (%)
DBS	DBS SP	BUY	30.21	38.78	56,141	12/2021	11.8	10.2	1.41	1.32	9.5	7.7	4.8	4.9	11.6	13.0
OCBC	OCBC SP	BUY	11.39	14.95	36,961	12/2021	10.2	9.2	0.97	0.92	9.1	8.1	4.9	5.3	9.4	10.0
UOB*	UOB SP	NR	26.55	n.a.	32,105	12/2021	10.2	8.4	1.03	0.96	8.4	7.0	4.9	5.8	10.4	12.0
Average							10.7	9.3	1.13	1.07	9.0	7.6	4.9	5.3	10.5	11.7

* Based on consensus estimate

Source: Bloomberg, UOB Kay Hian

OVERWEIGHT

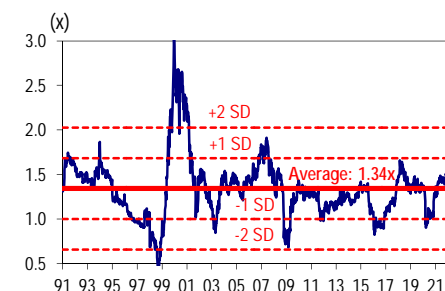
(Maintained)

TOP BUYS

Company	Rec	Share Price (\$)	Target Price (\$)
DBS	BUY	30.21	38.78
OCBC	BUY	11.39	14.95

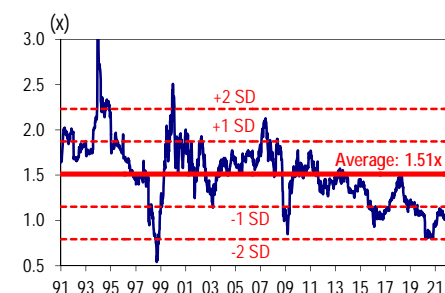
Source: UOB Kay Hian

P/B – DBS



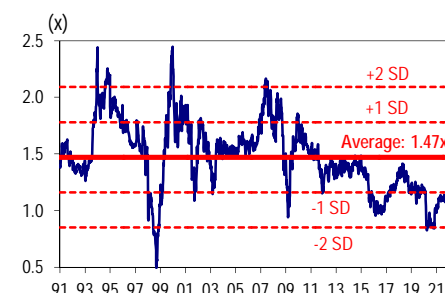
Source: UOB Kay Hian

P/B – OCBC



Source: UOB Kay Hian

P/B – UOB



Source: UOB Kay Hian

ANALYST(S)

Jonathan Koh, CFA
+65 6590 6620
jonathankoh@uobkayhian.com

ACTION

- **QT has already begun.** Quantitative tightening (QT) commenced on 1 Jun 22. Monthly cap for treasury securities was initially set at US\$30b and increases to US\$60b after three months. Monthly cap for mortgage-backed securities started at US\$17.5b and increases to US\$35b after three months. The pace of QT is much faster compared to the monthly cap of US\$50b for the last QT conducted in 2018 and 1H19 when the Fed's balance sheet contracted 16%.
- **Manageable impact from QT during 2018 and 1H19.** We analyse the impact of QT on the share price performance of Singapore banks during 2018 and 1H19, the only historical precedent of QT. We observed that banks' share prices gained 24.1% and outperformed the STI by 15.9% over three quarters during 2H17 (the six months prior to QT) and 1Q18 (commencement of QT).

IMPACT OF QT ON SHARE PRICE PERFORMANCE

	3Q17	4Q17	1Q18	2Q18	3Q18	4Q18	1Q19	2Q19	3Q19	4Q19
Fed's Total Assets (US\$b)	4,456	4,449	4,392	4,305	4,193	4,076	3,956	3,827	3,858	4,166
- qoq % Chg	-0.2	-0.2	-1.3	-2.0	-2.6	-2.8	-2.9	-3.3	0.8	8.0
STI - Total Return	1.1	6.0	1.1	-3.3	1.3	-5.5	5.1	5.1	-4.7	3.9
Singapore Banks (%)										
MSCI Banks - Total Return	3.3	14.5	6.3	-2.5	1.0	-6.9	2.6	6.0	-1.7	3.1
Relative Return to STI	2.2	8.5	5.2	0.8	-0.2	-1.4	-2.5	0.8	3.0	-0.8

Source: UOB Kay Hian

- **Maintain OVERWEIGHT.** Banks gain bargaining power as liquidity is tightened due to higher interest rates and QT. They benefit from NIM expansion with DBS being the most sensitive to higher interest rates. The Russia-Ukraine war exacerbates higher inflation, which could keep bond yields higher for longer. OCBC and UOB benefit from reorientation of supply chains towards ASEAN countries. BUY DBS (Target: S\$38.78) and OCBC (Target: S\$14.95) for their 2022 dividend yields of 4.8% and 4.9% respectively.

DBS (DBS SP/BUY/S\$30.21/Target: S\$38.78)

- We expect DBS' NIM to expand by 9bp to 1.54% in 2022 and 43bp to 1.97% in 2023. We forecast earnings growth of 15.9% in 2023 and 9.7% in 2024.
- We expect DPS of S\$1.44 in 2022 and S\$1.48 in 2023, which represents dividend payout ratios of 56.4% and 50.0% respectively. DBS provides dividend yields of 4.8% for 2022 and 4.9% for 2023.
- Our target price of S\$38.78 is based on 1.69x 2023F P/B, derived from the Gordon Growth model (ROE: 13.3%, COE: 8.5% (previous: 8.25%), growth: 1.5%).

KEY ASSUMPTIONS - DBS

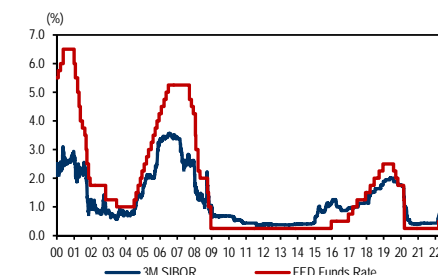
	2020	2021	2022F	2023F	2024F
Loan Growth (%)	4.2	9.9	4.5	5.9	4.9
NIM (%)	1.63	1.45	1.54	1.97	2.01
Fees, % Chg	0.2	15.2	0.2	9.8	7.6
NPL Ratio (%)	1.60	1.27	1.38	1.45	1.48
Credit Costs (bp)	79.7	1.3	14.1	27.4	27.2
Net Profit (S\$m)	4,721	6,805	6,659	7,721	8,473
% Chg	(26.1)	44.1	(2.1)	15.9	9.7

Source: UOB Kay Hian

OCBC (OCBC SP/BUY/S\$11.39/Target: S\$14.95)

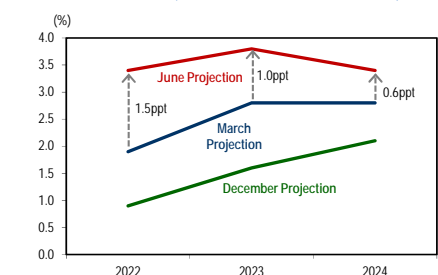
- We expect OCBC's NIM to expand by 6bp to 1.61% in 2022 and expand 27bp to 1.88% in 2023. We forecast earnings growth of 11.0% in 2023 and 6.1% in 2024.
- We expect DPS of S\$0.56 in 2022 and S\$0.60 in 2023, which represents dividend payout ratio of 50.2% and 48.4% respectively. OCBC provides dividend yield of 4.9% for 2022 and 5.3% for 2023.
- Our target price of S\$14.95 is based on 1.20x 2023F P/B, derived from the Gordon Growth model (ROE: 10.1%, COE: 8.5% (previous: 8.25%), growth: 0.5%).

FED FUNDS RATE VS 3-MONTH SIBOR



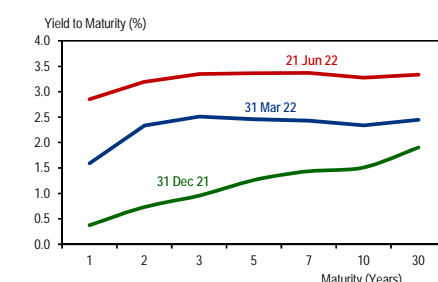
Source: Bloomberg

FED'S DOT PLOT (JUN 22 VERSUS MAR 22)



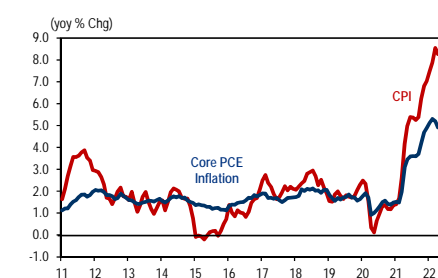
Source: Federal Reserve

US YIELD CURVE



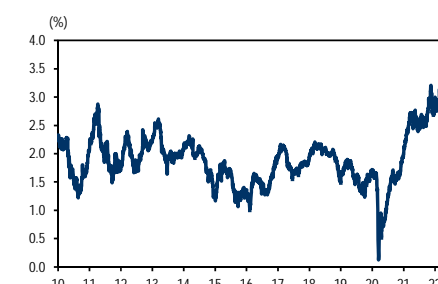
Source: Bloomberg, UOB Kay Hian

US CORE PCE INFLATION VERSUS CPI



Source: CEIC

IMPLIED INFLATION BASED ON YIELD FOR 5Y TIPS



Source: CEIC

KEY ASSUMPTIONS – OCBC

	2020	2021	2022F	2023F	2024F
Loan Growth (%)	0.6	8.6	3.9	3.6	5.2
NIM (%)	1.62	1.55	1.61	1.88	1.91
Fees, % Chg	(5.6)	12.0	0.8	4.0	6.4
NPL Ratio (%)	1.47	1.45	1.53	1.63	1.61
Credit Costs (bp)	76.7	31.3	19.7	27.1	27.7
Net Profit (\$m)	3,588	4,858	5,020	5,572	5,911
% Chg	(26.3)	35.4	3.3	11.0	6.1

Source: UOB Kay Hian

SECTOR CATALYSTS

- NIM expansion in 2022 and 2023, driven by upcycle in interest rates.
- Strengthening of economic growth driven by easing of safe distancing measures and reopening of international borders after Singapore has weathered the Omicron variant.

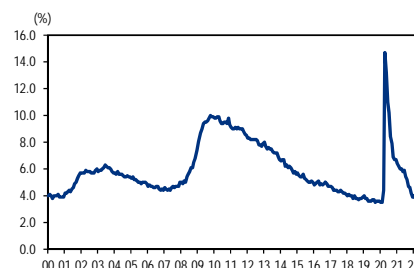
ASSUMPTION CHANGES

- We raised our 2023 earnings forecast for DBS by 7% and OCBC by 3%. Our earnings revisions are tempered by expectations of higher credit costs of 27bp for DBS (previous: 22bp) and OCBC (previous: 24bp) due to slowdown in economic growth in 2023. We have factored in US Fed Funds Rate reaching 3.25% by end-22 and stabilising thereafter in 2023.

RISKS

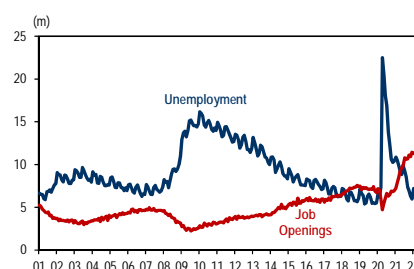
- Escalation of the Russia-Ukraine war beyond Ukraine.
- Geopolitical tension and trade conflict between the US, China and Russia.

US UNEMPLOYMENT RATE



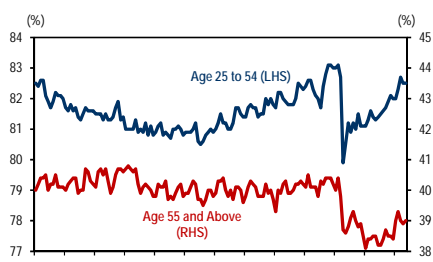
Source: CEIC

US UNEMPLOYMENT VERSUS NON-FARM JOB OPENINGS



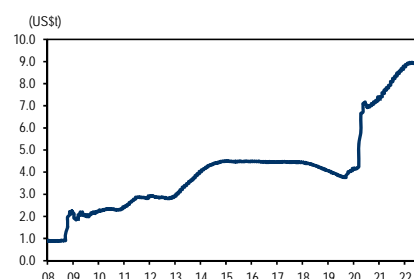
Source: CEIC

US LABOUR FORCE PARTICIPATION RATE



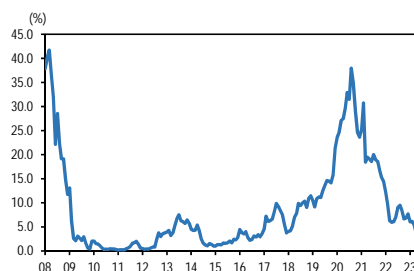
Source: CEIC

SIZE OF THE FED'S BALANCE SHEET



Source: Federal Reserve

PROBABILITY OF US RECESSION – NEW YORK FED



Source: CEIC

Disclosures/Disclaimers

This report is prepared by UOB Kay Hian Private Limited ("UOBKH"), which is a holder of a capital markets services licence and an exempt financial adviser in Singapore.

This report is provided for information only and is not an offer or a solicitation to deal in securities or to enter into any legal relations, nor an advice or a recommendation with respect to such securities.

This report is prepared for general circulation. It does not have regard to the specific investment objectives, financial situation and the particular needs of any recipient hereof. Advice should be sought from a financial adviser regarding the suitability of the investment product, taking into account the specific investment objectives, financial situation or particular needs of any person in receipt of the recommendation, before the person makes a commitment to purchase the investment product.

This report is confidential. This report may not be published, circulated, reproduced or distributed in whole or in part by any recipient of this report to any other person without the prior written consent of UOBKH. This report is not directed to or intended for distribution to or use by any person or any entity who is a citizen or resident of or located in any locality, state, country or any other jurisdiction as UOBKH may determine in its absolute discretion, where the distribution, publication, availability or use of this report would be contrary to applicable law or would subject UOBKH and its connected persons (as defined in the Financial Advisers Act, Chapter 110 of Singapore) to any registration, licensing or other requirements within such jurisdiction.

The information or views in the report ("Information") has been obtained or derived from sources believed by UOBKH to be reliable. However, UOBKH makes no representation as to the accuracy or completeness of such sources or the Information and UOBKH accepts no liability whatsoever for any loss or damage arising from the use of or reliance on the Information. UOBKH and its connected persons may have issued other reports expressing views different from the Information and all views expressed in all reports of UOBKH and its connected persons are subject to change without notice. UOBKH reserves the right to act upon or use the Information at any time, including before its publication herein.

Except as otherwise indicated below, (1) UOBKH, its connected persons and its officers, employees and representatives may, to the extent permitted by law, transact with, perform or provide broking, underwriting, corporate finance-related or other services for or solicit business from, the subject corporation(s) referred to in this report; (2) UOBKH, its connected persons and its officers, employees and representatives may also, to the extent permitted by law, transact with, perform or provide broking or other services for or solicit business from, other persons in respect of dealings in the securities referred to in this report or other investments related thereto; (3) the officers, employees and representatives of UOBKH may also serve on the board of directors or in trustee positions with the subject corporation(s) referred to in this report. (All of the foregoing is hereafter referred to as the "Subject Business"); and (4) UOBKH may otherwise have an interest (including a proprietary interest) in the subject corporation(s) referred to in this report.

As of the date of this report, no analyst responsible for any of the content in this report has any proprietary position or material interest in the securities of the corporation(s) which are referred to in the content they respectively author or are otherwise responsible for.

IMPORTANT DISCLOSURES FOR U.S. PERSONS

This research report was prepared by UOBKH, a company authorized, as noted above, to engage in securities activities in Singapore. UOBKH is not a registered broker-dealer in the United States and, therefore, is not subject to U.S. rules regarding the preparation of research reports and the independence of research analysts. This research report is provided for distribution by UOBKH (whether directly or through its US registered broker dealer affiliate named below) to "major U.S. institutional investors" in reliance on the exemption from registration provided by Rule 15a-6 of the U.S. Securities Exchange Act of 1934, as amended (the "Exchange Act"). All US persons that receive this document by way of distribution from or which they regard as being from UOBKH by their acceptance thereof represent and agree that they are a major institutional investor and understand the risks involved in executing transactions in securities.

Any U.S. recipient of this research report wishing to effect any transaction to buy or sell securities or related financial instruments based on the information provided in this research report should do so only through UOB Kay Hian (U.S.) Inc ("UOBKHUS"), a registered broker-dealer in the United States. Under no circumstances should any recipient of this research report effect any transaction to buy or sell securities or related financial instruments through UOBKH.

UOBKHUS accepts responsibility for the contents of this research report, subject to the terms set out below, to the extent that it is delivered to and intended to be received by a U.S. person other than a major U.S. institutional investor.

The analyst whose name appears in this research report is not registered or qualified as a research analyst with the Financial Industry Regulatory Authority ("FINRA") and may not be an associated person of UOBKHUS and, therefore, may not be subject to applicable restrictions under FINRA Rules on communications with a subject company, public appearances and trading securities held by a research analyst account.

Analyst Certification/Regulation AC

Each research analyst of UOBKH who produced this report hereby certifies that (1) the views expressed in this report accurately reflect his/her personal views about all of the subject corporation(s) and securities in this report; (2) the report was produced independently by him/her; (3) he/she does not carry out, whether for himself/herself or on behalf of UOBKH or any other person, any of the Subject Business involving any of the subject corporation(s) or securities referred to in this report; and (4) he/she has not received and will not receive any compensation that is directly or indirectly related or linked to the recommendations or views expressed in this report or to any sales, trading, dealing or corporate finance advisory services or transaction in respect of the securities in this report. However, the compensation received by each such research analyst is based upon various factors, including UOBKH's total revenues, a portion of which are generated from UOBKH's business of dealing in securities.

Reports are distributed in the respective countries by the respective entities and are subject to the additional restrictions listed in the following table.

General	This report is not intended for distribution, publication to or use by any person or entity who is a citizen or resident of or located in any country or jurisdiction where the distribution, publication or use of this report would be contrary to applicable law or regulation.
Hong Kong	This report is distributed in Hong Kong by UOB Kay Hian (Hong Kong) Limited ("UOBKHHK"), which is regulated by the Securities and Futures Commission of Hong Kong. Neither the analyst(s) preparing this report nor his associate, has trading and financial interest and relevant relationship specified under Para. 16.4 of Code of Conduct in the listed corporation covered in this report. UOBKHHK does not have financial interests and business relationship specified under Para. 16.5 of Code of Conduct with the listed corporation covered in this report. Where the report is distributed in Hong Kong and contains research analyses or reports from a foreign research house, please note: (i) recipients of the analyses or reports are to contact UOBKHHK (and not the relevant foreign research house) in Hong Kong in respect of any matters arising from, or in connection with, the analysis or report; and (ii) to the extent that the analyses or reports are delivered to and intended to be received by any person in Hong Kong who is not a professional investor, or institutional investor, UOBKHHK accepts legal responsibility for the contents of the analyses or reports only to the extent required by law.
Indonesia	This report is distributed in Indonesia by PT UOB Kay Hian Sekuritas, which is regulated by Financial Services Authority of Indonesia ("OJK"). Where the report is distributed in Indonesia and contains research analyses or reports from a foreign research house, please note recipients of the analyses or reports are to contact PT UOBKH (and not the relevant foreign research house) in Indonesia in respect of any matters arising from, or in connection with, the analysis or report.
Malaysia	Where the report is distributed in Malaysia and contains research analyses or reports from a foreign research house, the recipients of the analyses or reports are to contact UOBKHM (and not the relevant foreign research house) in Malaysia, at +603-21471988, in respect of any matters arising from, or in connection with, the analysis or report as UOBKHM is the registered person under CMSA to distribute any research analyses in Malaysia.
Singapore	This report is distributed in Singapore by UOB Kay Hian Private Limited ("UOBKH"), which is a holder of a capital markets services licence and an exempt financial adviser regulated by the Monetary Authority of Singapore. Where the report is distributed in Singapore and contains research analyses or reports from a foreign research house, please note: (i) recipients of the analyses or reports are to contact UOBKH (and not the relevant foreign research house) in Singapore in respect of any matters arising from, or in connection with, the analysis or report; and (ii) to the extent that the analyses or reports are delivered to and intended to be received by any person in Singapore who is not an accredited investor, expert investor or institutional investor, UOBKH accepts legal responsibility for the contents of the analyses or reports only to the extent required by law.
Thailand	This report is distributed in Thailand by UOB Kay Hian Securities (Thailand) Public Company Limited, which is regulated by the Securities and Exchange Commission of Thailand.
United Kingdom	This report is being distributed in the UK by UOB Kay Hian (U.K.) Limited, which is an authorised person in the meaning of the Financial Services and Markets Act and is regulated by The Financial Conduct Authority. Research distributed in the UK is intended only for institutional clients.
United States of America ('U.S.')	This report cannot be distributed into the U.S. or to any U.S. person or entity except in compliance with applicable U.S. laws and regulations. It is being distributed in the U.S. by UOB Kay Hian (US) Inc, which accepts responsibility for its contents. Any U.S. person or entity receiving this report and wishing to effect transactions in any securities referred to in the report should contact UOB Kay Hian (US) Inc. directly.

Copyright 2022, UOB Kay Hian Pte Ltd. All rights reserved.

<http://research.uobkayhian.com>

RCB Regn. No. 197000447W