

Singapore Company Update

APAC Realty

Bloomberg: APAC SP | Reuters: APAC.SI

Refer to important disclosures at the end of this report

DBS Group Research . Equity

9 Nov 2023

HOLD

Last Traded Price (7 Nov 2023): S\$0.495 (STI : 3,129.72)

Price Target 12-mth: S\$0.53 (7% upside) (Prev S\$0.54)

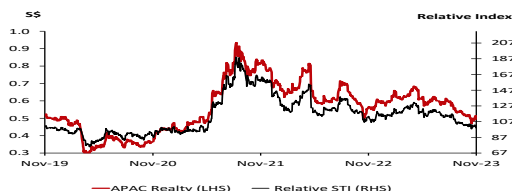
Analyst

Lee Keng LING +65 6682 3703 leekeng@db.com

What's New

- 9M23 below expectations; margins still weak
- Transaction volume declined for all segments; smaller gain in 3Q23 price index for both private and HDB
- Revised down earnings for FY23F by 16% on lower assumption for new home sale transactions in 2023
- Maintain HOLD with TP of S\$0.53

Price Relative



Forecasts and Valuation

FY Dec (\$m)	2022A	2023F	2024F	2025F
Revenue	705	550	705	770
EBITDA	38.8	18.2	26.7	28.1
Pre-tax Profit	32.9	12.3	20.8	22.2
Net Profit	26.6	10.1	17.1	18.2
Net Pft (Pre Ex.)	26.6	10.1	17.1	18.2
Net Pft Gth (Pre-ex) (%)	(25.0)	(61.9)	68.8	6.6
EPS (S cts)	7.48	2.85	4.81	5.13
EPS Pre Ex. (S cts)	7.48	2.85	4.81	5.13
EPS Gth Pre Ex (%)	(25)	(62)	69	7
Diluted EPS (S cts)	7.48	2.85	4.81	5.13
Net DPS (S cts)	6.25	1.99	3.37	3.59
BV Per Share (S cts)	45.1	45.9	47.4	48.9
PE (X)	6.6	17.4	10.3	9.7
PE Pre Ex. (X)	6.6	17.4	10.3	9.7
P/Cash Flow (X)	5.0	12.6	6.7	7.2
EV/EBITDA (X)	4.4	9.4	5.9	5.2
Net Div Yield (%)	12.6	4.0	6.8	7.3
P/Book Value (X)	1.1	1.1	1.0	1.0
Net Debt/Equity (X)	CASH	CASH	CASH	CASH
ROAE (%)	16.5	6.3	10.3	10.7
Earnings Rev (%):		(16)	(1)	-
Consensus EPS (S cts):		3.80	4.40	4.90
Other Broker Recs:		B: 1	S: 0	H: 2

Source of all data on this page: Company, DBS Bank, Bloomberg Finance L.P.

Still adjusting to cooling measures

Investment Thesis:

Leading real estate agency with one of the largest brand footprints in Asia. APAC Realty is one of the leading players in the real estate brokerage industry, with a presence in 17 Asia Pacific countries. Through its ERA franchise network, the group has one of the largest brand footprints in Asia. The franchise model also provides APAC with the ability to build its regional presence and network in a capital-efficient manner.

Sentiment could be affected, with three cooling measures in Singapore in less than a year, though prices could remain stable.

With three property cooling measures (30 Sep 2022, 15 Feb 2023, & 27 Apr 2023) in Singapore in less than a year, concerns remain that more measures could be in the pipeline. Coupled with the high interest rate environment, this could affect overall sentiment. The impact could be partially offset by the robust pipeline of new launches and the relatively resilient demand from both locals and foreigners. Prices, on the other hand, could remain stable. Margins remain under pressure as the group continues to invest in future growth.

Venturing overseas to fill the gap from less robust growth in key Singapore market; contribution remains small. Despite the relatively resilient property market in Singapore, growth could be muted given its land scarcity. Hence, APAC is exploring overseas opportunities to fill the gap. One investment it is making is increasing its stake in its Vietnam venture. However, we can only expect a more meaningful contribution from 2025 onwards.

Maintain HOLD with slightly lower TP of S\$0.53. We have lowered our assumption for new home sale transactions for 2023 to 6,000 units from 7,000 units previously. Earnings for FY23F are reduced by 16%. TP is reduced slightly to S\$0.53 (previously: S\$0.54), still pegged to 11x PE, which is near the four-year average, on FY24F earnings. Maintain HOLD.

Key Risks

Additional property cooling measures. Outlook is dependent on Singapore's residential property market and macroeconomic conditions.

Issued Capital (m shrs)	355
Mkt. Cap (\$m/US\$m)	176 / 130
Major Shareholders (%)	
Morgan Stanley	64.8
Tan Choon Hong	11.1
Chua Khee Hak	8.4
Free Float (%)	15.7
3m Avg. Daily Val (US\$m)	0.01

GIC Industry : Real Estate / Real Estate Management &



Watchlist the stock on Insights Direct to receive prompt updates

WHAT'S NEW

9M23 below expectations; margins still weak

9M23 below expectations; margins still weak. 9M23 revenue dropped 23% y-o-y to S\$405.5m while net profit plunged 68% to S\$7.6m. Net margin of 1.9% pales in comparison to the 4.6% in 9M22. For 3Q23, the group registered net profit of S\$2.6m (-65% y-o-y, +29% q-o-q) on the back of the 20% y-o-y (+5.5% q-o-q) decline in revenue to S\$145.9m. 3Q23 net margin of 1.8% is slightly better than the 1.5% in 2Q23 but much weaker than the 4.1% registered in 3Q22. Overall, 3Q23/9M23 earnings account for 22%/63% of our forecasts, below expectations.

Transaction volume declined for all segments except EC; rental market mixed. For the 9M23 period, both new homes (except EC) and resales saw a decline in transaction volume, on the back of the macro uncertainties, cooling measures, and higher interest rate environment. For the rental market, the HDB segment recorded a 6% increase, but the private segment saw a 8.7% dip as compared to 9M22.

Overall market transaction volume

	3Q23 (units)	y-o-y (%)	9M23 (units)	y-o-y (%)
New Homes				
Private	1,946	-11.0	5,329	-16.9
ECs	420	1400	683	94.0
	2,366	6.8	6,012	-11.1
Resale				
Private	3,255	-17.8	9,381	-21.1
HDB	6,695	-11.3	20,188	-5.2
	9,950	-13.5	29,569	-10.9
Rental				
Private	23,974	-8.3	64,369	-8.7
HDB	9,852	20.3	29,351	6.0
	33,826	-1.5	93,720	-4.5
Total residential transactions	46,142	-4.0	129,301	-6.4

Source: URA, HDB, Company; DBS Bank

Singapore property market

Key Indicators	3Q23	2Q23	Q-o-Q (%)
Private Residential			
Price index	196.0	194.4	+0.8
Rental index	164.5	163.2	+0.8
Pipeline supply (excl. ECs)	36,949	44,157	-16.3
Unsold units (excl. ECs)	16,747	17,484	-4.2
HDB Residential			
Price index	178.5	176.2	+1.3

Source: Company; DBS Bank

Smaller gain in 3Q23 price index for both private and HDB. For 3Q23, the price index for private residential gained only 0.8% q-o-q, lower than the average quarterly increase of 2.1% in 2022, partly due to the Hungry Ghost Festival in mid-August to mid-September. In 9M23, prices increased by 3.9%. October was also a quiet month, but we can look forward to another three projects – Hillock Green (474 units), J'Den (368 units), and Watten House (a80 units) – that are to be launched in 4Q23. The 1.3% increase in the HDB price index is also lower than the average quarterly increase of 2.5% in 2022. Prices have increased by 3.8% for the 9M23 period.

More new home supply in the pipeline for 2024. About 25 projects with more than 8,000 units are expected to be launched in 2024. For 2023, 18 projects were launched to date, with a total of 7,138 units. Three more projects with 1,022 units are expected to be launched in 4Q23.

Growing agent strength. As of end-October 2023, ERA has 9,069 agents, up from 8,144 as at end-2022. The target is to reach 10,000 agents by the end of 2024. ERA has a 25% market share by agents, similar to the past two years. Based on the volume of sales transactions for 9M23, ERA has a 38.6% market share.

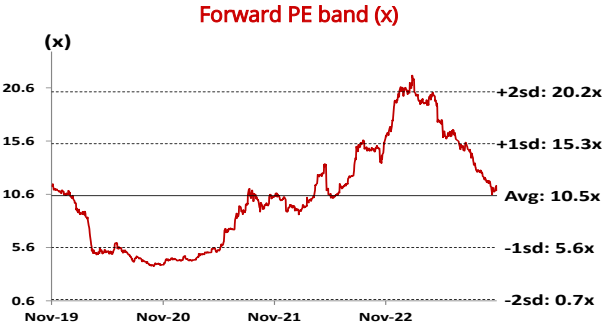
Revised down earnings for FY23F by 16% on lower assumption for new home sale transactions. We have lowered the assumption for new home sale transactions for 2023 to 6,000 units from 7,000 units previously. Earnings for FY23F are reduced by 16%. TP is reduced slightly to S\$0.53 (previously: S\$0.54), still pegged to 11x PE, which is near the four-year average, on FY24F earnings. Maintain HOLD.

Company Background

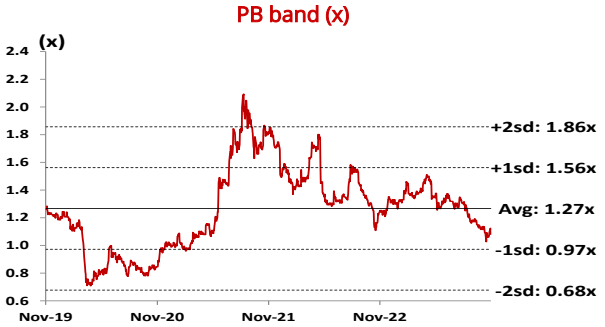
APAC Realty Limited (APAC) is one of the leading players in the real estate brokerage industry in Asia. APAC Realty operates three main business segments – the real estate brokerage services; franchise agreements; and training, valuation, and other ancillary services.

APAC Realty

Historical PE and PB band



Source: Bloomberg Finance L.P., DBS Bank estimates



Source: Bloomberg Finance L.P., DBS Bank estimates

APAC Realty

Key Assumptions

FY Dec	2021A	2022A	2023F	2024F	2025F
ERA transaction value growth (%)	88.9	(18.0)	(22.3)	28.5	9.35
ERA market share (%)	35.2	37.5	34.6	36.0	36.0

Segmental Breakdown

FY Dec	2021A	2022A	2023F	2024F	2025F
Revenues (\$m)					
Brokerage	730	695	540	694	759
Non-brokerage	9.64	9.54	10.0	10.5	11.0
Total	740	705	550	705	770
Gross profit (\$m)					
Brokerage	67.3	65.5	49.7	63.9	69.8
Non-brokerage	8.14	7.85	8.98	9.43	9.90
Total	75.4	73.4	58.7	73.3	79.7
Gross profit Margins (%)					
Brokerage	9.2	9.4	9.2	9.2	9.2
Non-brokerage	84.5	82.3	89.6	89.6	89.6
Total	10.2	10.4	10.7	10.4	10.4

Income Statement (\$m)

FY Dec	2021A	2022A	2023F	2024F	2025F
Revenue	740	705	550	705	770
Cost of Goods Sold	(664)	(632)	(492)	(631)	(690)
Gross Profit	75.4	73.4	58.7	73.3	79.7
Other Opng (Exp)/Inc	(31.6)	(39.6)	(45.4)	(51.5)	(56.5)
Operating Profit	43.8	33.7	13.3	21.8	23.2
Other Non Opng (Exp)/Inc	0.0	0.0	0.0	0.0	0.0
Associates & JV Inc	(0.4)	0.12	0.0	0.0	0.0
Net Interest (Exp)/Inc	(0.8)	(1.0)	(1.0)	(1.0)	(1.0)
Exceptional Gain/(Loss)	0.0	0.0	0.0	0.0	0.0
Pre-tax Profit	42.6	32.9	12.3	20.8	22.2
Tax	(7.3)	(6.4)	(2.2)	(3.8)	(4.0)
Minority Interest	0.10	0.12	0.0	0.0	0.0
Preference Dividend	0.0	0.0	0.0	0.0	0.0
Net Profit	35.4	26.6	10.1	17.1	18.2
Net Profit before Except.	35.4	26.6	10.1	17.1	18.2
EBITDA	48.1	38.8	18.2	26.7	28.1
Growth					
Revenue Gth (%)	87.2	(4.7)	(21.9)	28.1	9.3
EBITDA Gth (%)	100.7	(19.4)	(53.0)	46.5	5.2
Opg Profit Gth (%)	109.7	(22.9)	(60.5)	63.7	6.3
Net Profit Gth (Pre-ex) (%)	115.3	(25.0)	(61.9)	68.8	6.6
Margins & Ratio					
Gross Margins (%)	10.2	10.4	10.7	10.4	10.4
Opg Profit Margin (%)	5.9	4.8	2.4	3.1	3.0
Net Profit Margin (%)	4.8	3.8	1.8	2.4	2.4
ROAE (%)	22.4	16.5	6.3	10.3	10.7
ROA (%)	10.0	6.9	2.7	4.4	4.4
ROCE (%)	16.3	12.1	4.3	7.5	7.8
Div Payout Ratio (%)	75.3	83.6	70.0	70.0	70.0
Net Interest Cover (x)	56.6	34.4	13.6	22.2	23.6

Source: Company, DBS Bank

APAC Realty

Interim Income Statement (\$m)

FY Dec	1H2021	2H2021	1H2022	2H2022	1H2023
Revenue	358	381	343	362	260
Cost of Goods Sold	(323)	(341)	(307)	(324)	(233)
Gross Profit	35.3	40.2	35.3	38.0	26.6
Other Oper. (Exp)/Inc	(14.2)	(17.4)	(15.0)	(24.6)	(19.7)
Operating Profit	21.1	22.7	20.3	13.5	6.89
Other Non Opg (Exp)/Inc	0.0	0.0	0.0	0.0	0.0
Associates & JV Inc	(0.3)	(0.1)	0.26	(0.1)	0.0
Net Interest (Exp)/Inc	(0.4)	(0.4)	(0.4)	(0.6)	(1.0)
Exceptional Gain/(Loss)	0.0	0.0	0.0	0.0	0.0
Pre-tax Profit	20.4	22.2	20.2	12.7	5.86
Tax	(3.4)	(4.0)	(3.7)	(2.8)	(1.5)
Minority Interest	0.02	0.07	0.14	0.0	0.66
Net Profit	17.0	18.3	16.7	9.87	5.01
Net profit bef Except.	17.0	18.3	16.7	9.87	5.01
EBITDA	23.1	25.0	23.0	15.8	9.25

Growth

Revenue Gth (%)	61.2	6.4	(10.2)	5.8	(28.4)
EBITDA Gth (%)	83.8	8.1	(7.9)	(31.5)	(41.3)
Opg Profit Gth (%)	89.2	7.8	(10.7)	(33.7)	(48.8)
Net Profit Gth (%)	96.4	7.6	(9.0)	(40.9)	(49.3)

Margins

Gross Margins (%)	9.8	10.5	10.3	10.5	10.2
Opg Profit Margins (%)	5.9	6.0	5.9	3.7	2.7
Net Profit Margins (%)	4.8	4.8	4.9	2.7	1.9

Balance Sheet (\$m)

FY Dec	2021A	2022A	2023F	2024F	2025F
Net Fixed Assets	72.8	73.9	70.9	67.9	64.9
Invts in Associates & JVs	2.36	2.18	7.18	7.18	7.18
Other LT Assets	100	104	103	102	101
Cash & ST Invts	53.7	49.3	50.1	63.6	74.3
Inventory	0.0	0.0	0.0	0.0	0.0
Debtors	121	151	124	158	173
Other Current Assets	36.1	7.36	7.36	7.36	7.36
Total Assets	386	388	362	407	428
ST Debt	2.90	45.9	45.9	45.9	45.9
Creditor	148	156	132	170	185
Other Current Liab	24.5	21.5	16.9	18.5	18.7
LT Debt	45.9	0.0	0.0	0.0	0.0
Other LT Liabilities	4.13	4.37	4.37	4.37	4.37
Shareholder's Equity	161	160	163	168	174
Minority Interests	(0.3)	0.05	0.05	0.05	0.05
Total Cap. & Liab.	386	388	362	407	428
Non-Cash Wkg. Capital	(15.3)	(19.0)	(17.9)	(22.3)	(23.7)
Net Cash/(Debt)	4.85	3.36	4.21	17.6	28.4
Debtors Turn (avg days)	49.4	70.4	91.1	73.0	78.5
Creditors Turn (avg days)	66.0	88.4	108.0	87.8	94.5
Inventory Turn (avg days)	N/A	N/A	N/A	N/A	N/A
Asset Turnover (x)	2.1	1.8	1.5	1.8	1.8
Current Ratio (x)	1.2	0.9	0.9	1.0	1.0
Quick Ratio (x)	1.0	0.9	0.9	0.9	1.0
Net Debt/Equity (X)	CASH	CASH	CASH	CASH	CASH
Net Debt/Equity ex MI (X)	CASH	CASH	CASH	CASH	CASH
Capex to Debt (%)	2.2	5.0	2.2	2.2	2.2

Source: Company, DBS Bank

APAC Realty

Cash Flow Statement (\$m)

FY Dec	2021A	2022A	2023F	2024F	2025F
Pre-Tax Profit	42.6	32.9	12.3	20.8	22.2
Dep. & Amort.	4.74	4.92	4.92	4.92	4.92
Tax Paid	(4.1)	(7.5)	(6.8)	(2.2)	(3.8)
Assoc. & JV Inc/(loss)	0.40	(0.1)	0.0	0.0	0.0
Chg in Wkg.Cap.	6.45	(1.1)	3.43	2.85	1.14
Other Operating CF	4.77	6.25	0.0	0.0	0.0
Net Operating CF	54.9	35.4	13.9	26.4	24.5
Capital Exp.(net)	(1.1)	(2.3)	(1.0)	(1.0)	(1.0)
Other Invs.(net)	0.0	0.0	0.0	0.0	0.0
Invs in Assoc. & JV	(0.2)	(6.7)	(5.0)	0.0	0.0
Div from Assoc & JV	0.0	0.0	0.0	0.0	0.0
Other Investing CF	(0.8)	0.54	0.0	0.0	0.0
Net Investing CF	(2.1)	(8.5)	(6.0)	(1.0)	(1.0)
Div Paid	(29.3)	(26.6)	(7.1)	(12.0)	(12.8)
Chg in Gross Debt	(4.9)	(4.6)	0.0	0.0	0.0
Capital Issues	0.0	0.0	0.0	0.0	0.0
Other Financing CF	0.0	0.0	0.0	0.0	0.0
Net Financing CF	(34.2)	(31.3)	(7.1)	(12.0)	(12.8)
Currency Adjustments	0.0	0.0	0.0	0.0	0.0
Chg in Cash	18.5	(4.4)	0.86	13.4	10.8
Opg CFPS (S cts)	13.6	10.3	2.96	6.63	6.58
Free CFPS (S cts)	15.1	9.31	3.64	7.15	6.62

Source: Company, DBS Bank

Target Price & Ratings 12-mth History



Note: Share price and Target price are adjusted for corporate actions.

S.No.	Date of Report	Closing Price	12-mth Target Price	Rating
1:	11 Nov 22	0.57	0.59	HOLD
2:	17 Jan 23	0.60	0.59	HOLD
3:	24 Feb 23	0.61	0.63	HOLD
4:	15 May 23	0.57	0.57	HOLD
5:	16 Aug 23	0.59	0.54	HOLD

Source: DBS Bank

Analyst: Lee Keng LING

DBS Bank recommendations are based on an Absolute Total Return* Rating system, defined as follows:

STRONG BUY (>20% total return over the next 3 months, with identifiable share price catalysts within this time frame)

BUY (>15% total return over the next 12 months for small caps, >10% for large caps)

HOLD (-10% to +15% total return over the next 12 months for small caps, -10% to +10% for large caps)

FULLY VALUED (negative total return, i.e., > -10% over the next 12 months)

SELL (negative total return of > -20% over the next 3 months, with identifiable share price catalysts within this time frame)

*Share price appreciation + dividends

Completed Date: 9 Nov 2023 07:02:51 (SGT)

Dissemination Date: 9 Nov 2023 07:09:57 (SGT)

Sources for all charts and tables are DBS Bank unless otherwise specified.

GENERAL DISCLOSURE/DISCLAIMER

This report is prepared by DBS Bank Ltd. This report is solely intended for the clients of DBS Bank Ltd, DBS Vickers Securities (Singapore) Pte Ltd, its respective connected and associated corporations and affiliates only and no part of this document may be (i) copied, photocopied or duplicated in any form or by any means or (ii) redistributed without the prior written consent of DBS Bank Ltd.

The research set out in this report is based on information obtained from sources believed to be reliable, but we (which collectively refers to DBS Bank Ltd, DBS Vickers Securities (Singapore) Pte Ltd, its respective connected and associated corporations, affiliates and their respective directors, officers, employees and agents (collectively, the "DBS Group") have not conducted due diligence on any of the companies, verified any information or sources or taken into account any other factors which we may consider to be relevant or appropriate in preparing the research. Accordingly, we do not make any representation or warranty as to the accuracy, completeness or correctness of the research set out in this report. Opinions expressed are subject to change without notice. This research is prepared for general circulation. Any recommendation contained in this document does not have regard to the specific investment objectives, financial situation and the particular needs of any specific addressee. This document is for the information of addressees only and is not to be taken in substitution for the exercise of judgement by addressees, who should obtain separate independent legal or financial advice. The DBS Group accepts no liability whatsoever for any direct, indirect and/or consequential loss (including any claims for loss of profit) arising from any use of and/or reliance upon this document and/or further communication given in relation to this document. This document is not to be construed as an offer or a solicitation of an offer to buy or sell any securities. The DBS Group, along with its affiliates and/or persons associated with any of them may from time to time have interests in the securities mentioned in this document. The DBS Group, may have positions in, and may effect transactions in securities mentioned herein and may also perform or seek to perform broking, investment banking and other banking services for these companies.

Any valuations, opinions, estimates, forecasts, ratings or risk assessments herein constitutes a judgment as of the date of this report, and there can be no assurance that future results or events will be consistent with any such valuations, opinions, estimates, forecasts, ratings or risk assessments. The information in this document is subject to change without notice, its accuracy is not guaranteed, it may be incomplete or condensed, it may not contain all material information concerning the company (or companies) referred to in this report and the DBS Group is under no obligation to update the information in this report.

This publication has not been reviewed or authorized by any regulatory authority in Singapore, Hong Kong or elsewhere. There is no planned schedule or frequency for updating research publication relating to any issuer.

The valuations, opinions, estimates, forecasts, ratings or risk assessments described in this report were based upon a number of estimates and assumptions and are inherently subject to significant uncertainties and contingencies. It can be expected that one or more of the estimates on which the valuations, opinions, estimates, forecasts, ratings or risk assessments were based will not materialize or will vary significantly from actual results. Therefore, the inclusion of the valuations, opinions, estimates, forecasts, ratings or risk assessments described herein IS NOT TO BE RELIED UPON as a representation and/or warranty by the DBS Group (and/or any persons associated with the aforesaid entities), that:

- (a) such valuations, opinions, estimates, forecasts, ratings or risk assessments or their underlying assumptions will be achieved, and
- (b) there is any assurance that future results or events will be consistent with any such valuations, opinions, estimates, forecasts, ratings or risk assessments stated therein.

Please contact the primary analyst for valuation methodologies and assumptions associated with the covered companies or price targets.

Any assumptions made in this report that refers to commodities, are for the purposes of making forecasts for the company (or companies) mentioned herein. They are not to be construed as recommendations to trade in the physical commodity or in the futures contract relating to the commodity referred to in this report.

DBSVUSA, a US-registered broker-dealer, does not have its own investment banking or research department, has not participated in any public offering of securities as a manager or co-manager or in any other investment banking transaction in the past twelve months and does not engage in market-making.

ANALYST CERTIFICATION

The research analyst(s) primarily responsible for the content of this research report, in part or in whole, certifies that the views about the companies and their securities expressed in this report accurately reflect his/her personal views. The analyst(s) also certifies that no part of his/her compensation was, is, or will be, directly or indirectly, related to specific recommendations or views expressed in the report. The research analyst (s) primarily responsible for the content of this research report, in part or in whole, certifies that he or his associate¹ does not serve as an officer of the issuer or the new listing applicant (which includes in the case of a real estate investment trust, an officer of the management company of the real estate investment trust; and in the case of any other entity, an officer or its equivalent counterparty of the entity who is responsible for the management of the issuer or the new listing applicant) and the research analyst(s) primarily responsible for the content of this research report or his associate does not have financial interests² in relation to an issuer or a new listing applicant that the analyst reviews. DBS Group has procedures in place to eliminate, avoid and manage any potential conflicts of interests that may arise in connection with the production of research reports. The research analyst(s) responsible for this report operates as part of a separate and independent team to the investment banking function of the DBS Group and procedures are in place to ensure that confidential information held by either the research or investment banking function is handled appropriately. There is no direct link of DBS Group's compensation to any specific investment banking function of the DBS Group.

COMPANY-SPECIFIC / REGULATORY DISCLOSURES

1. DBS Bank Ltd, DBS HK, DBS Vickers Securities (Singapore) Pte Ltd ("DBSVS"), DBSVUSA, or their subsidiaries and/or other affiliates do not have a proprietary position in the securities recommended in this report as of 30 Sep 2023.

Compensation for investment banking services:

2. DBSVUSA does not have its own investment banking or research department, nor has it participated in any public offering of securities as a manager or co-manager or in any other investment banking transaction in the past twelve months. Any US persons wishing to obtain further information, including any clarification on disclosures in this disclaimer, or to effect a transaction in any security discussed in this document should contact DBSVUSA exclusively.


Disclosure of previous investment recommendation produced:

3. DBS Bank Ltd, DBS HK, DBSVS, DBSVUSA, their subsidiaries and/or other affiliates may have published other investment recommendations in respect of the same securities / instruments recommended in this research report during the preceding 12 months. Please contact the primary analyst listed on page 1 of this report to view previous investment recommendations published by DBS Bank Ltd, DBS Vickers Securities (Singapore) Pte Ltd ("DBSVS"), their subsidiaries and/or other affiliates in the preceding 12 months.

¹ An associate is defined as (i) the spouse, or any minor child (natural or adopted) or minor step-child, of the analyst; (ii) the trustee of a trust of which the analyst, his spouse, minor child (natural or adopted) or minor step-child, is a beneficiary or discretionary object; or (iii) another person accustomed or obliged to act in accordance with the directions or instructions of the analyst.

² Financial interest is defined as interests that are commonly known financial interest, such as investment in the securities in respect of an issuer or a new listing applicant, or financial accommodation arrangement between the issuer or the new listing applicant and the firm or analysis. This term does not include commercial lending conducted at arm's length, or investments in any collective investment scheme other than an issuer or new listing applicant notwithstanding the fact that the scheme has investments in securities in respect of an issuer or a new listing applicant.

RESTRICTIONS ON DISTRIBUTION

General	This report is not directed to, or intended for distribution to or use by, any person or entity who is a citizen or resident of or located in any locality, state, country or other jurisdiction where such distribution, publication, availability or use would be contrary to law or regulation.
Australia	<p>This report is being distributed in Australia by DBS Bank Ltd, DBS Vickers Securities (Singapore) Pte Ltd ("DBSVS") or DBSV HK. DBS Bank Ltd holds Australian Financial Services Licence no. 475946.</p> <p>DBS Bank Ltd, DBSVS and DBSV HK are exempted from the requirement to hold an Australian Financial Services Licence under the Corporation Act 2001 ("CA") in respect of financial services provided to the recipients. Both DBS and DBSVS are regulated by the Monetary Authority of Singapore under the laws of Singapore, and DBSV HK is regulated by the Hong Kong Securities and Futures Commission under the laws of Hong Kong, which differ from Australian laws.</p> <p>Distribution of this report is intended only for "wholesale investors" within the meaning of the CA.</p>
Hong Kong	<p>This report has been prepared by a personnel of DBS Bank Ltd, who is not licensed by the Hong Kong Securities and Futures Commission to carry on the regulated activity of advising on securities in Hong Kong pursuant to the Securities and Futures Ordinance (Chapter 571 of the Laws of Hong Kong). This report is being distributed in Hong Kong and is attributable to DBS Bank (Hong Kong) Limited ("DBS HK"), a registered institution registered with the Hong Kong Securities and Futures Commission to carry on the regulated activity of advising on securities pursuant to the Securities and Futures Ordinance (Chapter 571 of the Laws of Hong Kong). DBS Bank Ltd., Hong Kong Branch is a limited liability company incorporated in Singapore.</p> <p>For any query regarding the materials herein, please contact Dennis Lam (Reg No. AH8290) at dbsvhk@dbs.com</p>
Indonesia	This report is being distributed in Indonesia by PT DBS Vickers Sekuritas Indonesia.
Malaysia	<p>This report is distributed in Malaysia by AllianceDBS Research Sdn Bhd ("ADBSR"). Recipients of this report, received from ADBSR are to contact the undersigned at 603-2604 3333 in respect of any matters arising from or in connection with this report. In addition to the General Disclosure/Disclaimer found at the preceding page, recipients of this report are advised that ADBSR (the preparer of this report), its holding company Alliance Investment Bank Berhad, their respective connected and associated corporations, affiliates, their directors, officers, employees, agents and parties related or associated with any of them may have positions in, and may effect transactions in the securities mentioned herein and may also perform or seek to perform broking, investment banking/corporate advisory and other services for the subject companies. They may also have received compensation and/or seek to obtain compensation for broking, investment banking/corporate advisory and other services from the subject companies.</p> <p style="text-align: right;">  Wong Ming Tek, Executive Director, ADBSR </p>
Singapore	This report is distributed in Singapore by DBS Bank Ltd (Company Regn. No. 196800306E) or DBSVS (Company Regn No. 198600294G), both of which are Exempt Financial Advisers as defined in the Financial Advisers Act and regulated by the Monetary Authority of Singapore. DBS Bank Ltd and/or DBSVS, may distribute reports produced by its respective foreign entities, affiliates or other foreign research houses pursuant to an arrangement under Regulation 32C of the Financial Advisers Regulations. Where the report is distributed in Singapore to a person who is not an Accredited Investor, Expert Investor or an Institutional Investor, DBS Bank Ltd accepts legal responsibility for the contents of the report to such persons only to the extent required by law. Singapore recipients should contact DBS Bank Ltd at 6878 8888 for matters arising from, or in connection with the report.
Thailand	<p>This report is being distributed in Thailand by DBS Vickers Securities (Thailand) Co Ltd.</p> <p>For any query regarding the materials herein, please contact Chanpen Sirithanarattanukul at research@th.dbs.com</p>

<p>United Kingdom</p>	<p>This report is produced by DBS Bank Ltd which is regulated by the Monetary Authority of Singapore.</p> <p>This report is disseminated in the United Kingdom by DBS Bank Ltd, London Branch ("DBS UK"). DBS UK is authorised by the Prudential Regulation Authority and is subject to regulation by the Financial Conduct Authority and limited regulation by the Prudential Regulation Authority. Details about the extent of our regulation by the Prudential Regulation Authority are available from us on request.</p> <p>In respect of the United Kingdom, this report is solely intended for the clients of DBS UK, its respective connected and associated corporations and affiliates only and no part of this document may be (i) copied, photocopied or duplicated in any form or by any means or (ii) redistributed without the prior written consent of DBS UK, This communication is directed at persons having professional experience in matters relating to investments. Any investment activity following from this communication will only be engaged in with such persons. Persons who do not have professional experience in matters relating to investments should not rely on this communication.</p>
<p>Dubai International Financial Centre</p>	<p>This communication is provided to you as a Professional Client or Market Counterparty as defined in the DFSA Rulebook Conduct of Business Module (the "COB Module"), and should not be relied upon or acted on by any person which does not meet the criteria to be classified as a Professional Client or Market Counterparty under the DFSA rules.</p> <p>This communication is from the branch of DBS Bank Ltd operating in the Dubai International Financial Centre (the "DIFC") under the trading name "DBS Bank Ltd. (DIFC Branch)" ("DBS DIFC"), registered with the DIFC Registrar of Companies under number 156 and having its registered office at units 608 - 610, 6th Floor, Gate Precinct Building 5, PO Box 506538, DIFC, Dubai, United Arab Emirates.</p> <p>DBS DIFC is regulated by the Dubai Financial Services Authority (the "DFSA") with a DFSA reference number F000164. For more information on DBS DIFC and its affiliates, please see http://www.dbs.com/ae/our-network/default.page.</p> <p>Where this communication contains a research report, this research report is prepared by the entity referred to therein, which may be DBS Bank Ltd or a third party, and is provided to you by DBS DIFC. The research report has not been reviewed or authorised by the DFSA. Such research report is distributed on the express understanding that, whilst the information contained within is believed to be reliable, the information has not been independently verified by DBS DIFC.</p> <p>Unless otherwise indicated, this communication does not constitute an "Offer of Securities to the Public" as defined under Article 12 of the Markets Law (DIFC Law No.1 of 2012) or an "Offer of a Unit of a Fund" as defined under Article 19(2) of the Collective Investment Law (DIFC Law No.2 of 2010).</p> <p>The DFSA has no responsibility for reviewing or verifying this communication or any associated documents in connection with this investment and it is not subject to any form of regulation or approval by the DFSA. Accordingly, the DFSA has not approved this communication or any other associated documents in connection with this investment nor taken any steps to verify the information set out in this communication or any associated documents, and has no responsibility for them. The DFSA has not assessed the suitability of any investments to which the communication relates and, in respect of any Islamic investments (or other investments identified to be Shari'a compliant), neither we nor the DFSA has determined whether they are Shari'a compliant in any way.</p> <p>Any investments which this communication relates to may be illiquid and/or subject to restrictions on their resale. Prospective purchasers should conduct their own due diligence on any investments. If you do not understand the contents of this document you should consult an authorised financial adviser.</p>

United States	This report was prepared by DBS Bank Ltd. DBSVUSA did not participate in its preparation. The research analyst(s) named on this report are not registered as research analysts with FINRA and are not associated persons of DBSVUSA. The research analyst(s) are not subject to FINRA Rule 2241 restrictions on analyst compensation, communications with a subject company, public appearances and trading securities held by a research analyst. This report is being distributed in the United States by DBSVUSA, which accepts responsibility for its contents. This report may only be distributed to Major U.S. Institutional Investors (as defined in SEC Rule 15a-6) and to such other institutional investors and qualified persons as DBSVUSA may authorize. Any U.S. person receiving this report who wishes to effect transactions in any securities referred to herein should contact DBSVUSA directly and not its affiliate.
Other jurisdictions	In any other jurisdictions, except if otherwise restricted by laws or regulations, this report is intended only for qualified, professional, institutional or sophisticated investors as defined in the laws and regulations of such jurisdictions.

DBS Regional Research Offices

HONG KONG

DBS Bank (Hong Kong) Ltd

Contact: Dennis Lam
13th Floor One Island East,
18 Westlands Road,
Quarry Bay, Hong Kong
Tel: 852 3668 4181
Fax: 852 2521 1812
e-mail: dbsvhk@dbs.com

SINGAPORE

DBS Bank Ltd

Contact: Paul Yong
12 Marina Boulevard,
Marina Bay Financial Centre Tower 3
Singapore 018982
Tel: 65 6878 8888
e-mail: groupresearch@dbs.com
Company Regn. No. 196800306E

INDONESIA

PT DBS Vickers Sekuritas (Indonesia)

Contact: Maynard Priajaya Arif
DBS Bank Tower
Ciputra World 1, 32/F
Jl. Prof. Dr. Satrio Kav. 3-5
Jakarta 12940, Indonesia
Tel: 62 21 3003 4900
Fax: 6221 3003 4943
e-mail: indonesiaresearch@dbs.com

THAILAND

DBS Vickers Securities (Thailand) Co Ltd

Contact: Chanpen Sirithanarattanakul
989 Siam Piwat Tower Building,
9th, 14th-15th Floor
Rama 1 Road, Pathumwan,
Bangkok Thailand 10330
Tel. 66 2 857 7831
Fax: 66 2 658 1269
e-mail: research@th.dbs.com
Company Regn. No 0105539127012
Securities and Exchange Commission, Thailand