

SECTOR UPDATE

Banks – Regional

ASEAN Banks: Quarterly Update

Interest rates have peaked and entered a downcycle. Indonesian banks benefit the most from lower interest rates and will likely have the highest earnings growth in 2024 and 2025. Our top BUYs are OCBC (Target: S\$16.85), CIMB (Target: RM6.65), SCB X (Target: Bt124) and BBNi (Target: Rp6,300). Yield plays, such as DBS (Target: S\$41.65), RHB (Target: RM6.35), KTB (Target: Bt21.50) and BMRI (Target: Rp6,500), are attractive in an environment of lower bond yields.

WHAT'S NEW

- **UOBKH ASEAN Banks Index was flat in 4Q23.** ASEAN Banks gained 4.6% in 4Q23, driven by Indonesia (6.1%) and Malaysia (3.7%). Thailand and Singapore lagged their peers.
- **Singapore: Peak rates.** Interest rates appear to have peaked with the Fed keeping the Fed Funds Rate unchanged at 5.25% for the third consecutive time during the FOMC meeting on 13 Dec 23. Based on the dot plot, the Fed Funds Rate is expected to ease 75bp in 2024 and 100bp in 2025. Based on historical correlations, 3M Singapore Overnight Rate Average (SORA) could ease 52bp in 2024 and 69bp in 2025. The interest rate down-cycle is facilitated by a decline in inflation as COVID-19 related supply-side distortions are normalised.
- The interest rate down-cycle has a negative impact on Singapore banks. We forecast DBS' NIM to narrow 25bp and net interest income to decline 8.0% in 2025. We forecast earnings decline of 5.2% in 2025. 2025 ROE is reduced by 3.7ppt to 14.2% compared with its recent peak (2023: 17.9%). We forecast OCBC's NIM narrow 22bp and net interest income to decline 5.9% in 2025. We forecast earnings decline of 4.1% in 2025. 2025 ROE is reduced by 1.7ppt to 11.7% compared with its recent peak (2023: 13.5%).

PEER COMPARISON – ASEAN BANKS

Company	Ticker	Rec	Price @ 12 Jan 24 (LCY)	Target Price (LCY)	Market Cap (US\$m)	FY	PE		P/B		P/POP		Yield		ROE	
							2024F (x)	2025F (x)	2024F (x)	2025F (x)	2024F (x)	2025F (x)	2024F (%)	2025F (%)	2024F (%)	2025F (%)
SINGAPORE																
DBS	DBS SP	BUY	32.61	41.65	63,174	12/2022	8.4	8.9	1.32	1.23	7.0	7.4	5.9	5.9	15.6	13.8
OCBC	OCBC SP	BUY	12.88	16.85	43,480	12/2022	8.4	8.7	1.05	0.99	7.2	7.5	6.2	6.2	12.7	11.5
UOB#	UOB SP	NR	28.30	n.a.	35,550	12/2022	8.1	7.8	1.00	0.94	6.0	5.8	6.3	6.4	12.9	12.5
Average							8.3	8.5	1.12	1.06	6.7	6.9	6.1	6.2	13.7	12.6
MALAYSIA																
Affin	ABANK MK	HOLD	2.33	2.14	1,177	12/2022	8.4	8.0	0.40	0.39	6.0	5.8	5.3	5.6	4.8	4.9
Alliance	ABMB MK	HOLD	3.45	3.80	1,149	03/2023	7.5	7.0	0.71	0.68	4.9	4.7	6.7	7.1	9.8	9.9
AMMB	AMM MK	HOLD	4.19	4.00	2,983	03/2023	7.8	7.2	0.66	0.63	5.3	5.0	5.6	6.1	8.7	8.9
BIMB	BIMB MK	HOLD	2.26	2.29	1,102	12/2022	8.3	8.0	0.64	0.61	3.1	3.0	6.1	6.3	7.9	7.9
CIMB	CIMB MK	BUY	5.92	6.65	13,587	12/2022	8.7	8.2	0.88	0.85	5.5	5.0	6.3	6.7	10.4	10.6
HLBK	HLBK MK	HOLD	18.82	21.74	8,779	06/2023	9.8	9.0	1.08	1.00	11.7	11.0	3.6	3.9	11.3	11.5
HLFG	HLFG MK	HOLD	16.48	19.86	4,062	06/2023	6.7	6.4	0.65	0.60	4.7	4.5	2.5	2.7	10.1	9.7
MAY	MAY MK	HOLD	9.06	9.55	23,514	12/2022	10.6	10.0	1.10	1.07	7.4	7.1	7.1	7.5	10.6	10.9
PBK	PBK MK	BUY	4.30	5.10	17,962	12/2022	11.8	11.1	1.51	1.44	8.9	8.5	4.2	4.5	13.1	13.2
RHB	RHBBANK MK	HOLD	5.51	6.35	5,083	12/2022	7.5	6.9	0.69	0.67	5.4	4.9	7.3	8.4	9.3	9.9
Average							8.7	8.2	0.83	0.79	6.3	5.9	5.5	5.9	9.6	9.7
THAILAND																
BBL	BBL TB	HOLD	150.00	170.00	8,166	12/2022	6.6	6.4	0.50	0.48	3.5	3.6	3.9	4.3	7.8	7.7
KBANK	KBANK TB	HOLD	132.50	145.00	8,954	12/2022	7.2	6.4	0.55	0.52	2.8	2.8	3.4	3.7	7.9	8.4
KKP	KKP TB	BUY	49.25	64.00	1,189	12/2022	6.3	5.6	0.64	0.60	2.8	2.6	6.4	8.2	10.4	11.1
KTB	KTB TB	BUY	18.40	21.50	7,334	12/2022	6.2	6.0	0.60	0.56	2.8	2.8	4.5	5.0	9.9	9.6
SCB X	SCB TB	BUY	105.00	124.00	10,083	12/2022	8.3	7.3	0.71	0.68	3.2	3.1	5.6	7.4	8.7	9.5
TISCO	TISCO TB	HOLD	101.00	100.00	2,306	12/2022	10.8	10.6	1.86	1.81	7.8	7.2	7.9	8.1	17.4	17.4
TTB	TTB TB	HOLD	1.63	1.72	4,503	12/2022	8.3	7.7	0.66	0.63	3.9	3.7	4.9	5.4	8.1	8.4
Average							7.7	7.1	0.79	0.75	3.8	3.7	5.2	6.0	10.1	10.3
INDONESIA																
BBCA	BBCA IJ	BUY	9,700	10,300	76,864	12/2022	21.4	19.4	4.38	3.99	16.1	14.6	2.6	2.9	21.5	21.5
BBNI	BBNI IJ	BUY	5,600	6,300	13,426	12/2022	8.4	7.6	1.27	1.17	5.3	4.9	6.0	6.6	15.8	16.0
BBRI	BBRI IJ	BUY	5,850	6,100	56,992	12/2022	13.2	11.6	2.62	2.41	7.9	7.2	6.0	5.6	20.4	21.6
BBTN	BBTN IJ	BUY	1,350	1,700	1,218	12/2022	4.9	4.3	0.59	0.54	2.1	2.0	3.6	4.1	12.6	13.0
BBYB	BBYB IJ	BUY	396	400	306	12/2022	59.0	26.2	1.43	1.36	1.9	1.4	0.2	1.1	2.5	5.3
BTPS	BTPS IJ	HOLD	1,755	1,810	869	12/2022	7.5	6.7	1.34	1.21	4.4	4.2	4.6	6.7	19.1	19.0
BMRI	BMRI IJ	BUY	6,575	6,500	39,446	12/2022	10.7	9.7	2.12	1.93	6.6	6.0	4.9	5.6	20.9	20.8
Average							17.9	12.2	1.97	1.80	6.3	5.8	4.0	4.7	16.1	16.7

Source: Bloomberg, UOB Kay Hian # Forecast based on consensus estimates.

OVERWEIGHT
(Maintained)

COUNTRY RATING

ASEAN Banks	OVERWEIGHT
Singapore	MARKET WEIGHT
Malaysia	MARKET WEIGHT
Thailand	MARKET WEIGHT
Indonesia	OVERWEIGHT

Source: UOB Kay Hian

TOP ASEAN BANKS PICKS

Company	Rec	Curr	Share Price (LCY)	Target Price (LCY)
OCBC	BUY	S\$	12.88	16.85
CIMB	BUY	RM	5.92	6.65
SCB X	BUY	Bt	105.00	124.00
BBNI	BUY	Rp	5,600	6,300

Source: UOB Kay Hian

ANALYST(S)

Jonathan Koh, CFA
+65 6590 6620
jonathankoh@uobkayhian.com

Keith Wee Teck Keong
+603 2147 1981
keithwee@uobkayhian.com

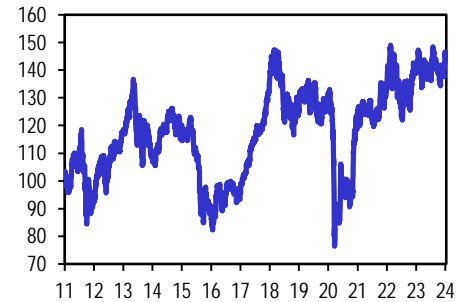
Posmarito Pakpahan
+6221 2993 3990
posmarito@uobkayhian.com

ASSISTANT ANALYST(S)

Thanawat Thangchadakorn

- Malaysia: Loans growth edges upwards.** Nov 23 loan growth accelerated to +4.9% yoy (up from Oct 23: +4.0%), driven by stronger performance in the business (Biz) segment, which grew by +3.5% (compared to Oct 23: +1.5%). Household (HH) loans remained stable at +5.8%. The faster Biz expansion was fuelled by increased working capital and non-residential property lending. HH showed resilience across all sub-segments. Despite surpassing our full-year 2023 estimates of +4.5%, this growth is attributed to a low base effect, and we anticipate a tapering in Dec 23, given the larger lending base in Dec 22.
 - For 2024, we project a 6% sector earnings growth, indicating a recovery from -2% in 2023 (excluding the prosperity tax impact).** The enhanced growth is attributed to a more stable NIM outlook and a slight recovery in loans growth, expected to range between 4.5% and 5.0% (compared to 2022's 4.0-4.5%).
 - Thailand: Asset quality remains the key concern in 1H24.** The Bank of Thailand (BOT) signalled that the current policy rate at 2.5% is in the neutral zone, encouraging moderate economic growth and not dragging the overall economic momentum growth. Current interest rate should be maintained until new shocks impact the current financial condition. Rate cuts instituted by the Federal Reserve (FED) in 2024 will not influence the MPC's monetary policy stance. Meanwhile, BOT has revised its GDP forecast from 2.8% to 2.4% for 2023 and from 4.4% to 3.8% for 2024 due to: a) a softened tourism outlook, and b) the absence of clarification on the implementation of the Digital Wallet Scheme.
 - The expiration of the relaxation on reclassified distressed loans will trigger NPL inflows from 1Q24 onwards, which remains the key headwind for the banking sector.** We have already cautioned in advance against potential asset quality deterioration since 3Q23. The upcoming 4Q23 results could provide more data points on the magnitude of potential asset quality deterioration.
 - Indonesia: Positive impact from rate cuts.** Based on data analysis from 2008-22, an interest rate down-cycle has a positive impact on Indonesian banks as their earnings tend to accelerate during and after rate cuts. Rate cuts could: a) lead to NIM expansion as deposit rates are adjusted downwards faster than lending rates, b) stimulate loan demand and provide a better funding environment, and c) lead to asset quality improvement on the back of domestic economic recovery.
 - Given that 70% of time deposits are 1-month and 3-month deposits, the impact of a 50bp decline in 1-month and 3-month deposit rates could cut the cost of deposit by >13bp, ceteris paribus.** Among the Big Four, Bank Rakyat Indonesia (BBRI) benefits the most from rate cuts as its cost of funds is more sensitive to changes in interest rates than its loan yields due to its large base of fixed-rate loans. However, BBRI is priced to perfection with 2024 P/B at 2.62x.
- ACTION – BUY OCBC, CIMB, SCB X and BBNI**
- Singapore – MARKET WEIGHT: Offering rich yields.** The anticipated interest rate down-cycle has a negative impact on Singapore banks. Rate cuts are expected to result in NIM compression and lower net interest income in 2H24 and 2025. Nevertheless, valuations are undemanding with Singapore banks trading at low P/B of 1.14x, low PE of 8.4x and attractive dividend yield of 6.1% for 2024.
 - Our top pick is OCBC due to its commitment to maintain dividend payout ratio at 50%, consistency in delivering growth in quarterly earnings, focus on trade and investment flows within ASEAN and defensively low 2024F P/B of 1.06x. It has the highest CET-1 CAR of 14.8% and lowest NPL ratio of 1.0% as of Sep 23.**
 - Malaysia – MARKET WEIGHT: Lacking catalyst.** We find current sector valuations, at -0.5SD from historical mean, fair considering the absence of new catalysts. NIM is predicted to remain flattish in 2024 coupled with only a modest recovery in loans growth. On the balance, sector dividend yields are attractive, surpassing 5%, and credit costs remain stable given the robust provision buffers in place.
 - Historically, banks with higher foreign shareholdings, such as CIMB, have outperformed the KL Finance index during periods of a strengthening Malaysian ringgit against the US dollar.**

ASEAN BANKS INDEX



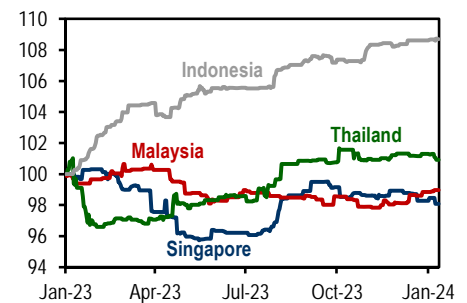
Source: Bloomberg

COUNTRY PERFORMANCE

(% Chg)	Weightage (%)	1MTH	3MTH	6MTH	1Y	YTD
ASEAN	100	5.1	4.6	5.9	4.6	4.6
Singapore	44	4.6	0.1	4.8	-0.7	-0.7
Indonesia	33	5.5	6.1	6.8	13.8	13.8
Malaysia	16	0.6	3.7	8.0	-1.2	-1.2
Philippines	4	-0.6	-7.3	-5.4	13.9	13.9
Thailand	3	5.3	1.8	0.0	-2.1	-2.1

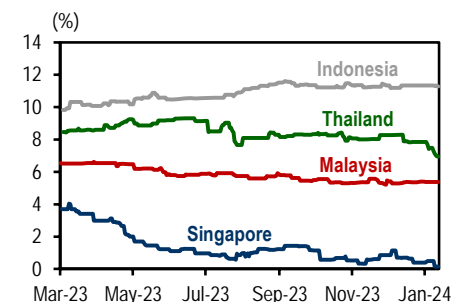
Source: Bloomberg

EPS REVISION MOMENTUM – 2024



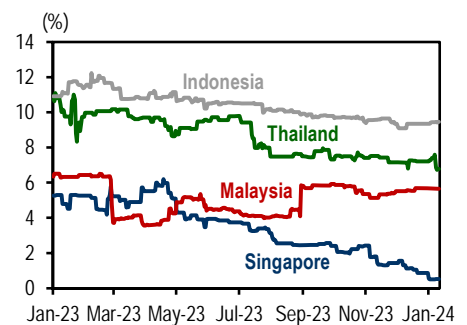
Source: Bloomberg, UOB Kay Hian

CONSENSUS EPS GROWTH – 2024



Source: Bloomberg, UOB Kay Hian

CONSENSUS EPS GROWTH – 2025

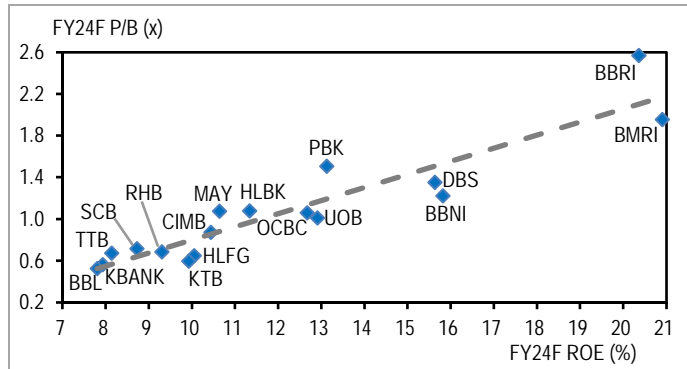


Source: Bloomberg, UOB Kay Hian

Our in-house economics team anticipates a gradual strengthening of the US\$/RM exchange rate to 4.55 by 2Q24. This is supported by an improvement in GDP growth to 4.6% in 2024 (2023: 4.0%) and the peaking interest rate cycle in the US.

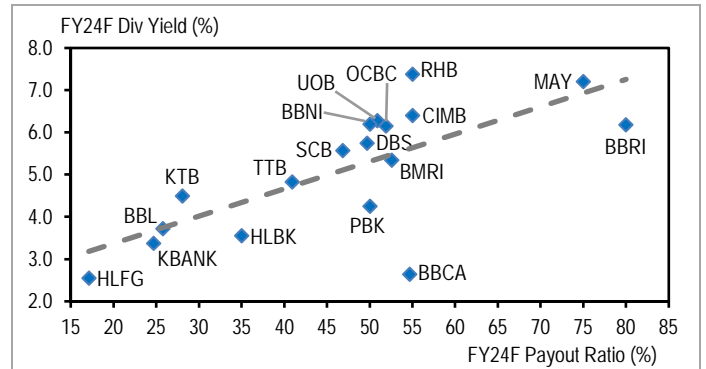
- Our top sector pick is CIMB Group, closely followed by Public Bank. Our preference for CIMB Group as the top pick is based on: a) its high beta, b) having the highest foreign shareholding among the banks, and c) strong ROE trajectory. These factors position the stock favourably to capitalise on a growing risk-on investment environment in 2H24 and foreign inflows into Malaysia's equity market.
- **Thailand – MARKET WEIGHT: Concerns over deterioration in asset quality.** We expect the sector's earnings to grow 36% yoy but decline 11% qoq in 4Q23. Rising NPL ratio and new NPL formation pose headwinds for the banking sector. For big banks, we reckon that NIM will slightly decline qoq in 4Q23. Big banks have already repriced their lending rates, while funding will accelerate to catch up with lending yield. Big banks will benefit from policy rates remaining high in the near term. Conversely, the normalisation of policy rates lower will generate a potential bottoming out of NIMs for small banks in the medium to long term.
- **BUY SCB X (SCB TB/Target: Bt124.00)** given its: a) goal to raise ROE to 13-15% in the next 3-5 years, b) intention to maintain high dividend payout ratio (previous payout ratio was 60%), and c) signs of improvement in asset quality.
- **Indonesia – OVERWEIGHT: State-owned banks shine during interest rate down-cycle.** Indonesian banks' share prices movements are strongly correlated with macro expectations and interest rate movements. During times of lower interest rate and lower bond yield, state-owned banks usually outperform BBKA. BBKA usually outperforms other big banks during the times of macro uncertainty.
- Our top pick: Bank Negara Indonesia (BBNI IJ/Target: Rp6,300). Our new target price is derived from higher P/B of 1.43x (previous P/B: 1.3x) due to lower cost of equity on the back of lower risk-free rate and beta. BBNI showed improved credit risk profile, which resulted in: a) higher CAR ratio, b) higher provision coverage, and c) lower exposure to SoE construction companies. We foresee better earnings quality and a gradual recovery in ROE to the high-teens level. After successfully de-risking its balance sheet, the bank will focus on loan growth and digital initiatives this year. It plans to raise its dividend payout ratio from 40% to 50%.

P/B VS ROE



Source: UOB Kay Hian

DIVIDEND YIELD VS PAYOUT RATIO



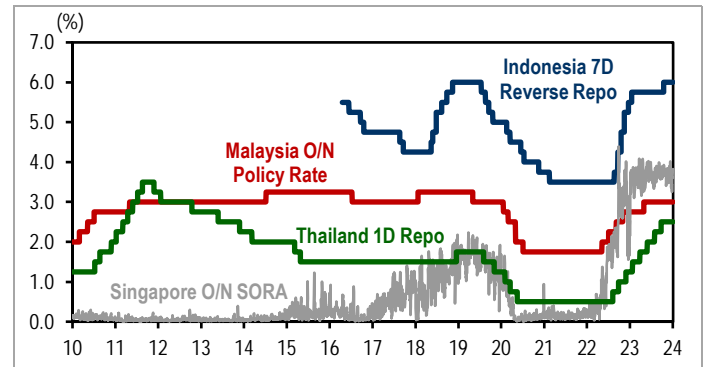
Source: UOB Kay Hian

CONSENSUS ESTIMATES FOR GDP GROWTH

(%)	2021	2022	2023	2024F	2025F
Singapore	8.9	3.6	1.0	2.3	2.6
Malaysia	3.3	8.7	4.0	4.5	4.6
Thailand	1.5	2.6	2.5	3.5	3.4
Indonesia	3.7	5.3	5.0	5.0	5.1

Source: CEIC, Bloomberg

POLICY INTEREST RATES



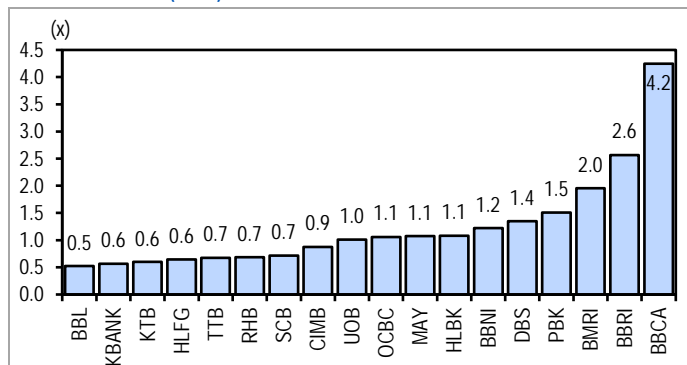
Source: Bloomberg

TOP 10 OUTPERFORMERS AND TOP 10 UNDERPERFORMERS RANKED BY MONTHLY SHARE PRICE PERFORMANCE

TOP OUTPERFORMERS (%)						TOP UNDERPERFORMERS (%)					
BANK	1MTH	3MTH	6MTH	1Y	YTD	BANK	1MTH	3MTH	6MTH	1Y	YTD
BBRI IJ	8.0	9.6	5.5	17.6	15.9	HLFG MK	0.2	(7.1)	(6.9)	(11.1)	(11.6)
CIMB MK	3.7	7.7	13.6	0.9	0.9	BBL TB	3.6	(6.6)	0.0	6.1	5.7
KBANK TB	2.7	7.1	5.5	(8.2)	(8.5)	KTB TB	0.0	(3.2)	(3.2)	3.4	4.0
BBCA IJ	5.6	6.5	2.7	9.6	9.9	HLBK MK	(1.0)	(3.1)	0.0	(8.0)	(8.1)
PBK MK	1.2	5.7	10.9	(1.4)	(0.7)	TTB TB	6.4	(2.9)	11.3	20.1	18.4
BBNI IJ	2.9	4.1	17.5	16.5	16.5	DBS SP	5.2	(0.7)	6.0	(0.0)	0.0
SCB TB	6.3	3.4	1.4	(0.5)	(0.9)	UOB SP	4.1	(0.2)	2.6	(7.6)	(7.3)
OCBC SP	2.4	1.5	6.1	6.4	6.7	RHBBANK MK	(0.7)	0.4	0.6	(5.2)	(5.9)
MAY MK	(1.7)	1.1	1.8	1.7	2.2	BMRI IJ	3.4	0.4	16.3	21.3	21.9
BMRI IJ	3.4	0.4	16.3	21.3	21.9	MAY MK	(1.7)	1.1	1.8	1.7	2.2

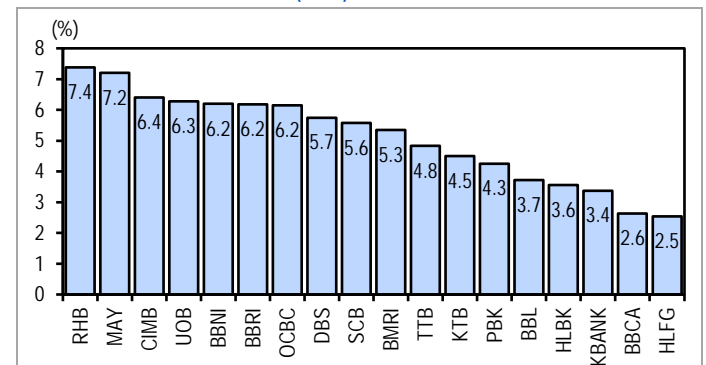
Source: Bloomberg, UOB Kay Hian

RANKING BY P/B (2024)



Source: UOB Kay Hian

RANKING BY DIVIDEND YIELD (2024)



Source: UOB Kay Hian

Disclosures/Disclaimers

This report is prepared by UOB Kay Hian Private Limited ("UOBKH"), which is a holder of a capital markets services licence and an exempt financial adviser in Singapore.

This report is provided for information only and is not an offer or a solicitation to deal in securities or to enter into any legal relations, nor an advice or a recommendation with respect to such securities.

This report is prepared for general circulation. It does not have regard to the specific investment objectives, financial situation and the particular needs of any recipient hereof. Advice should be sought from a financial adviser regarding the suitability of the investment product, taking into account the specific investment objectives, financial situation or particular needs of any person in receipt of the recommendation, before the person makes a commitment to purchase the investment product.

This report is confidential. This report may not be published, circulated, reproduced or distributed in whole or in part by any recipient of this report to any other person without the prior written consent of UOBKH. This report is not directed to or intended for distribution to or use by any person or any entity who is a citizen or resident of or located in any locality, state, country or any other jurisdiction as UOBKH may determine in its absolute discretion, where the distribution, publication, availability or use of this report would be contrary to applicable law or would subject UOBKH and its connected persons (as defined in the Financial Advisers Act, Chapter 110 of Singapore) to any registration, licensing or other requirements within such jurisdiction.

The information or views in the report ("Information") has been obtained or derived from sources believed by UOBKH to be reliable. However, UOBKH makes no representation as to the accuracy or completeness of such sources or the Information and UOBKH accepts no liability whatsoever for any loss or damage arising from the use of or reliance on the Information. UOBKH and its connected persons may have issued other reports expressing views different from the Information and all views expressed in all reports of UOBKH and its connected persons are subject to change without notice. UOBKH reserves the right to act upon or use the Information at any time, including before its publication herein.

Except as otherwise indicated below, (1) UOBKH, its connected persons and its officers, employees and representatives may, to the extent permitted by law, transact with, perform or provide broking, underwriting, corporate finance-related or other services for or solicit business from, the subject corporation(s) referred to in this report; (2) UOBKH, its connected persons and its officers, employees and representatives may also, to the extent permitted by law, transact with, perform or provide broking or other services for or solicit business from, other persons in respect of dealings in the securities referred to in this report or other investments related thereto; (3) the officers, employees and representatives of UOBKH may also serve on the board of directors or in trustee positions with the subject corporation(s) referred to in this report. (All of the foregoing is hereafter referred to as the "Subject Business"); and (4) UOBKH may otherwise have an interest (including a proprietary interest) in the subject corporation(s) referred to in this report.

As of the date of this report, no analyst responsible for any of the content in this report has any proprietary position or material interest in the securities of the corporation(s) which are referred to in the content they respectively author or are otherwise responsible for.

IMPORTANT DISCLOSURES FOR U.S. PERSONS

This research report was prepared by UOBKH, a company authorized, as noted above, to engage in securities activities in Singapore. UOBKH is not a registered broker-dealer in the United States and, therefore, is not subject to U.S. rules regarding the preparation of research reports and the independence of research analysts. This research report is provided for distribution by UOBKH (whether directly or through its US registered broker dealer affiliate named below) to "major U.S. institutional investors" in reliance on the exemption from registration provided by Rule 15a-6 of the U.S. Securities Exchange Act of 1934, as amended (the "Exchange Act"). All US persons that receive this document by way of distribution from or which they regard as being from UOBKH by their acceptance thereof represent and agree that they are a major institutional investor and understand the risks involved in executing transactions in securities.

Any U.S. recipient of this research report wishing to effect any transaction to buy or sell securities or related financial instruments based on the information provided in this research report should do so only through UOB Kay Hian (U.S.) Inc ("UOBKHUS"), a registered broker-dealer in the United States. Under no circumstances should any recipient of this research report effect any transaction to buy or sell securities or related financial instruments through UOBKH.

UOBKHUS accepts responsibility for the contents of this research report, subject to the terms set out below, to the extent that it is delivered to and intended to be received by a U.S. person other than a major U.S. institutional investor.

The analyst whose name appears in this research report is not registered or qualified as a research analyst with the Financial Industry Regulatory Authority ("FINRA") and may not be an associated person of UOBKHUS and, therefore, may not be subject to applicable restrictions under FINRA Rules on communications with a subject company, public appearances and trading securities held by a research analyst account.

Analyst Certification/Regulation AC

Each research analyst of UOBKH who produced this report hereby certifies that (1) the views expressed in this report accurately reflect his/her personal views about all of the subject corporation(s) and securities in this report; (2) the report was produced independently by him/her; (3) he/she does not carry out, whether for himself/herself or on behalf of UOBKH or any other person, any of the Subject Business involving any of the subject corporation(s) or securities referred to in this report; and (4) he/she has not received and will not receive any compensation that is directly or indirectly related or linked to the recommendations or views expressed in this report or to any sales, trading, dealing or corporate finance advisory services or transaction in respect of the securities in this report. However, the compensation received by each such research analyst is based upon various factors, including UOBKH's total revenues, a portion of which are generated from UOBKH's business of dealing in securities.

Reports are distributed in the respective countries by the respective entities and are subject to the additional restrictions listed in the following table.

General	This report is not intended for distribution, publication to or use by any person or entity who is a citizen or resident of or located in any country or jurisdiction where the distribution, publication or use of this report would be contrary to applicable law or regulation.
Hong Kong	This report is distributed in Hong Kong by UOB Kay Hian (Hong Kong) Limited ("UOBKHHK"), which is regulated by the Securities and Futures Commission of Hong Kong. Neither the analyst(s) preparing this report nor his associate, has trading and financial interest and relevant relationship specified under Para. 16.4 of Code of Conduct in the listed corporation covered in this report. UOBKHHK does not have financial interests and business relationship specified under Para. 16.5 of Code of Conduct with the listed corporation covered in this report. Where the report is distributed in Hong Kong and contains research analyses or reports from a foreign research house, please note: (i) recipients of the analyses or reports are to contact UOBKHHK (and not the relevant foreign research house) in Hong Kong in respect of any matters arising from, or in connection with, the analysis or report; and (ii) to the extent that the analyses or reports are delivered to and intended to be received by any person in Hong Kong who is not a professional investor, or institutional investor, UOBKHHK accepts legal responsibility for the contents of the analyses or reports only to the extent required by law.
Indonesia	This report is distributed in Indonesia by PT UOB Kay Hian Sekuritas, which is regulated by Financial Services Authority of Indonesia ("OJK"). Where the report is distributed in Indonesia and contains research analyses or reports from a foreign research house, please note recipients of the analyses or reports are to contact PT UOBKH (and not the relevant foreign research house) in Indonesia in respect of any matters arising from, or in connection with, the analysis or report.
Malaysia	Where the report is distributed in Malaysia and contains research analyses or reports from a foreign research house, the recipients of the analyses or reports are to contact UOBKHM (and not the relevant foreign research house) in Malaysia, at +603-21471988, in respect of any matters arising from, or in connection with, the analysis or report as UOBKHM is the registered person under CMSA to distribute any research analyses in Malaysia.
Singapore	This report is distributed in Singapore by UOB Kay Hian Private Limited ("UOBKH"), which is a holder of a capital markets services licence and an exempt financial adviser regulated by the Monetary Authority of Singapore. Where the report is distributed in Singapore and contains research analyses or reports from a foreign research house, please note: (i) recipients of the analyses or reports are to contact UOBKH (and not the relevant foreign research house) in Singapore in respect of any matters arising from, or in connection with, the analysis or report; and (ii) to the extent that the analyses or reports are delivered to and intended to be received by any person in Singapore who is not an accredited investor, expert investor or institutional investor, UOBKH accepts legal responsibility for the contents of the analyses or reports only to the extent required by law.
Thailand	This report is distributed in Thailand by UOB Kay Hian Securities (Thailand) Public Company Limited, which is regulated by the Securities and Exchange Commission of Thailand.
United Kingdom	This report is being distributed in the UK by UOB Kay Hian (U.K.) Limited, which is an authorised person in the meaning of the Financial Services and Markets Act and is regulated by The Financial Conduct Authority. Research distributed in the UK is intended only for institutional clients.
United States of America ('U.S.')	This report cannot be distributed into the U.S. or to any U.S. person or entity except in compliance with applicable U.S. laws and regulations. It is being distributed in the U.S. by UOB Kay Hian (US) Inc, which accepts responsibility for its contents. Any U.S. person or entity receiving this report and wishing to effect transactions in any securities referred to in the report should contact UOB Kay Hian (US) Inc. directly.

Copyright 2024, UOB Kay Hian Pte Ltd. All rights reserved.

<http://research.uobkayhian.com>

RCB Regn. No. 197000447W